

RESOLUTION NO. 2006-429

A RESOLUTION BY THE BOARD OF COUNTY COMMISSIONERS OF ST. JOHNS COUNTY, FLORIDA, APPROVING THE TERMS AND AUTHORIZING THE COUNTY ADMINISTRATOR TO EXECUTE AMENDMENT NO. 3 FROM NEXTEL SOUTH CORP. FOR THE PONTE VEDRA ANNEX TOWER SITE TO MODIFY INSTALLATION OF THEIR EQUIPMENT.

RECITALS

WHEREAS, St. Johns County and Nextel South Corp. entered into a Lease Agreement dated October 21, 1998 and approved in Resolution No. 98-159 on the Ponte Vedra Annex site located off of Palm Valley Road; and

WHEREAS, Nextel South Corp. will be modifying their equipment on the tower to enhance their data service and have executed Amendment No. 3 to Tower Attachment Communications Site Agreement, attached hereto as Exhibit "A", incorporated by reference and made a part hereof; and

WHEREAS, this will consist of removing the existing antennas, not the lines, and replacing new antennas for better service.

NOW THEREFORE, BE IT RESOLVED by the Board of County Commissioners of St. Johns County, Florida, as follows:

Section 1. The above Recitals are incorporated by reference into the body of this Resolution and such Recitals are adopted as findings of fact.

Section 2. The Board of County Commissioners hereby approves the Amendment No. 3 to Tower Attachment Communications Site Agreement, attached hereto and authorizes the County Administrator to execute said Amendment No. 3. All other terms of the Lease Agreement shall remain in full force.

Section 3. The Clerk is instructed to record the Amendment No. 3 Tower Attachment Communications Site Agreement in the Official Records of St. Johns County, Florida.

PASSED AND ADOPTED by the Board of County Commissioners of St. Johns County, Florida, this 14th day of November, 2006.

BOARD OF COUNTY COMMISSIONERS
OF ST. JOHNS COUNTY, FLORIDA

By: James E. Bryant
James E. Bryant, Chairman

ATTEST: Cheryl Strickland, Clerk

By: Cheryl Strickland
Deputy Clerk

REVISION DATE 11-16-06

**AMENDMENT NO. 3 TO TOWER ATTACHMENT
COMMUNICATIONS SITE AGREEMENT**

This Amendment No. 3 ("Amendment"), effective as of the date last signed below ("Effective Date"), amends a certain Tower Attachment Communications Site Agreement dated October 21, 1998, as amended by that First Amendment to Tower Attachment Communications Site Agreement dated March 18, 2002, and further amended by that Second Amendment to Tower Attachment Communications Site Agreement dated May 5, 2006 (collectively, hereinafter referred to as the "Agreement"), between **Nextel South Corp.**, a Georgia corporation ("Lessee") and **St. Johns County**, a political subdivision of the State of Florida, through its Board of County Commissioners ("**Owner**").

BACKGROUND

WHEREAS, Lessee desires to modify its installation on the Site by adding three (3) additional 1 5/8" coaxial cables, as more particularly described in the Amended Exhibit C-1 annexed hereto.

AGREEMENT

In consideration of the mutual promises between the parties and for other good and valuable consideration the receipt and sufficiency of which is acknowledged, Owner and Lessee agree as follows:

1. **Modification to the Facilities:** Amended Exhibit C of the Agreement is deleted in its entirety and replaced with amended Exhibit C-1, a copy of which is attached and made a part hereof. Upon full execution of this Amendment and pursuant to Section 1 of the Agreement, Lessee is permitted to do all work necessary to prepare, maintain and alter the Site to install, modify or otherwise relocate the Facilities, all as more fully described and contemplated in Exhibit C-1.
2. **Modification to Rent:** In consideration for the modifications contemplated by this Amendment, effective upon the first day of the month following commencement of construction or installation of the new, relocated or modified Facilities, the monthly Rent will be increased by \$0.00 to a total monthly rent of \$5,750.00.
3. **Notice Addresses:** All notices must be in writing and are effective only when deposited in the U.S. mail, return receipt requested and postage prepaid or when sent via overnight delivery service. Notices to Lessee are to be sent to: Sprint/Nextel Regional Property Services, 6125 Lakeview Road, Suite 100, Charlotte, NC 28269; Re: FL7041-A Ponte Vedra, with a mandatory copy to: Sprint/Nextel Law Department, Mailstop KSOPHT0101-Z2020, 6391 Sprint Parkway, Overland Park, Kansas 66251-2020, Attn.: Real Estate Attorney.
4. **General Terms and Conditions:**
 - (a) All capitalized terms used in this Amendment, unless otherwise defined herein, will have the same meaning as the terms contained in the Agreement.
 - (b) In case of any inconsistencies between the terms and conditions contained in the Agreement and the terms and conditions contained in this Amendment, the terms and conditions herein will control. Except as set forth below, all provisions of the Agreement are ratified and remain unchanged and in full force and effect.
 - (c) This Amendment may be executed in duplicate counterparts, each of which will be deemed an original.
 - (d) Each of the parties represent and warrant that they have the right, power, legal capacity and authority to enter into and perform their respective obligations under this Amendment.

*****SIGNATURES ON FOLLOWING PAGE*****

Owner Initials: _____
Tenant Initials: _____

The parties have executed this Amendment as of the Effective Date.

Owner:
St. Johns County, a political subdivision of the State of Florida, through its Board of County Commissioners

By: _____

Name: _____

Title: _____

Date: _____

Lessee:
Nextel South Corp., a Georgia corporation

By: _____

Name: David Wong

Title: Area Manager, Site Development

Date: _____

WITNESSES:

Witness 1 To Owner: _____

Printed Name: _____

Witness 2 To Owner: _____

Printed Name: _____

Witness 1 To Lessee: _____

Printed Name: _____

Witness 2 To Lessee: _____

Printed Name: _____

Owner Initials: _____
Tenant Initials: _____

AMENDED EXHIBIT C-1

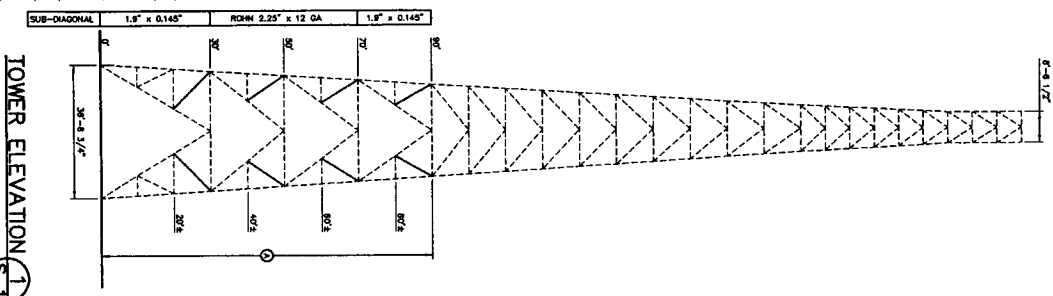
Lessee's Personal Property and Equipment

Schedule of Equipment

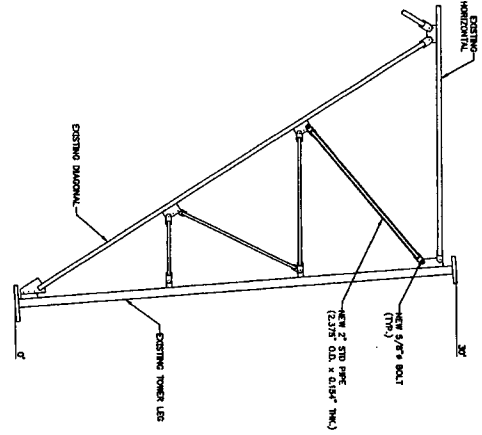
1. Twelve (12) Decibel Products Antennas that will be fed by Fifteen (15) 1 5/8" coaxial cables, and mounted to the Tower between levels 190' and 220', with a centerline of 206';
2. Three (3) Celwave Tower Top Amplifiers fed by one (1) 1/2 " coaxial cable;
3. One (1) Andrew ten foot by twenty foot (10'x20') prefabricated equipment shelter; and
4. Miscellaneous conduit from shelter to commercial telephone and power connection points.
5. Generator

Owner Initials: _____
Tenant Initials: _____

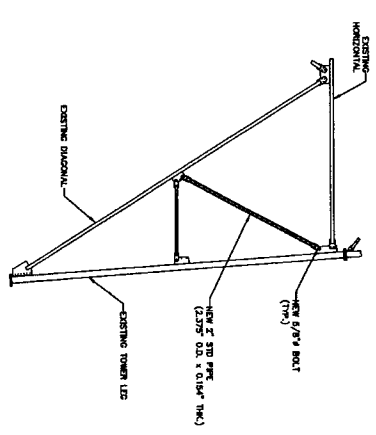
- MODIFICATIONS:**
1. REINFORCE EXISTING SUB-DIAGONAL MEMBERS USING ONE OF THE FOLLOWING METHODS:
 - a. REPLACE EXISTING SUB-DIAGONAL WITH NEW 2" SCHED. 40 PIPE (2.317' O.D. x 0.145" THK.) SEE ELEV. 1/2-1 & 4/2-1.
 - b. REPLACE EXISTING SUB-DIAGONAL WITH NEW 2" SCHED. 40 PIPE (2.317' O.D. x 0.145" THK.) SEE ELEV. 1/2-1 & 4/2-1.
 2. REPLACE EXISTING SUB-DIAGONAL WITH NEW 2" SCHED. 40 PIPE (2.317' O.D. x 0.145" THK.) SEE ELEV. 1/2-1 & 4/2-1.



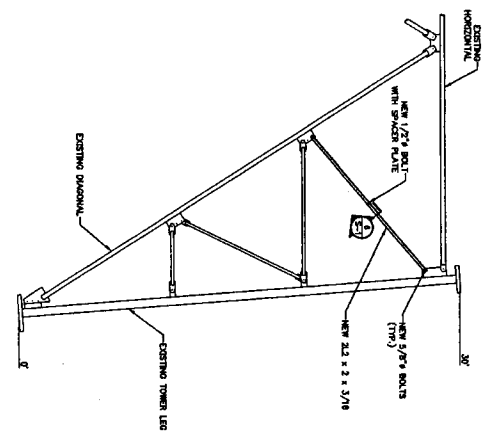
A1) SUB-DIAGONAL REINFORCING S-2



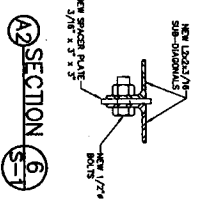
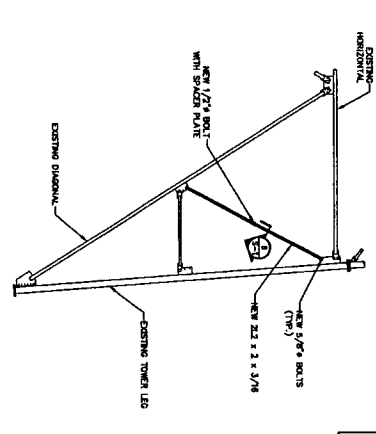
A1) SUB-DIAGONAL REINFORCING S-4



A2) SUB-DIAGONAL REINFORCING S-3



A2) SUB-DIAGONAL REINFORCING S-5



TOWER MODIFICATIONS MATERIAL LIST

ELEVATION	QTY	MATERIAL	APPROX. LENGTH	STEEL WEIGHT
4/2 TO 4/3	8	2\"/>		
4/3 TO 4/4	8	2\"/>		
4/4 TO 4/5	8	2\"/>		
4/5 TO 4/6	8	2\"/>		
4/6 TO 4/7	8	2\"/>		
4/7 TO 4/8	8	2\"/>		
4/8 TO 4/9	8	2\"/>		
4/9 TO 4/10	8	2\"/>		
4/10 TO 4/11	8	2\"/>		
4/11 TO 4/12	8	2\"/>		
4/12 TO 4/13	8	2\"/>		
4/13 TO 4/14	8	2\"/>		
4/14 TO 4/15	8	2\"/>		
4/15 TO 4/16	8	2\"/>		
4/16 TO 4/17	8	2\"/>		
4/17 TO 4/18	8	2\"/>		
4/18 TO 4/19	8	2\"/>		
4/19 TO 4/20	8	2\"/>		
4/20 TO 4/21	8	2\"/>		
4/21 TO 4/22	8	2\"/>		
4/22 TO 4/23	8	2\"/>		
4/23 TO 4/24	8	2\"/>		
4/24 TO 4/25	8	2\"/>		
4/25 TO 4/26	8	2\"/>		
4/26 TO 4/27	8	2\"/>		
4/27 TO 4/28	8	2\"/>		
4/28 TO 4/29	8	2\"/>		
4/29 TO 4/30	8	2\"/>		
4/30 TO 4/31	8	2\"/>		
4/31 TO 4/32	8	2\"/>		
4/32 TO 4/33	8	2\"/>		
4/33 TO 4/34	8	2\"/>		
4/34 TO 4/35	8	2\"/>		
4/35 TO 4/36	8	2\"/>		
4/36 TO 4/37	8	2\"/>		
4/37 TO 4/38	8	2\"/>		
4/38 TO 4/39	8	2\"/>		
4/39 TO 4/40	8	2\"/>		
4/40 TO 4/41	8	2\"/>		
4/41 TO 4/42	8	2\"/>		
4/42 TO 4/43	8	2\"/>		
4/43 TO 4/44	8	2\"/>		
4/44 TO 4/45	8	2\"/>		
4/45 TO 4/46	8	2\"/>		
4/46 TO 4/47	8	2\"/>		
4/47 TO 4/48	8	2\"/>		
4/48 TO 4/49	8	2\"/>		
4/49 TO 4/50	8	2\"/>		
4/50 TO 4/51	8	2\"/>		
4/51 TO 4/52	8	2\"/>		
4/52 TO 4/53	8	2\"/>		
4/53 TO 4/54	8	2\"/>		
4/54 TO 4/55	8	2\"/>		
4/55 TO 4/56	8	2\"/>		
4/56 TO 4/57	8	2\"/>		
4/57 TO 4/58	8	2\"/>		
4/58 TO 4/59	8	2\"/>		
4/59 TO 4/60	8	2\"/>		
4/60 TO 4/61	8	2\"/>		
4/61 TO 4/62	8	2\"/>		
4/62 TO 4/63	8	2\"/>		
4/63 TO 4/64	8	2\"/>		
4/64 TO 4/65	8	2\"/>		
4/65 TO 4/66	8	2\"/>		
4/66 TO 4/67	8	2\"/>		
4/67 TO 4/68	8	2\"/>		
4/68 TO 4/69	8	2\"/>		
4/69 TO 4/70	8	2\"/>		
4/70 TO 4/71	8	2\"/>		
4/71 TO 4/72	8	2\"/>		
4/72 TO 4/73	8	2\"/>		
4/73 TO 4/74	8	2\"/>		
4/74 TO 4/75	8	2\"/>		
4/75 TO 4/76	8	2\"/>		
4/76 TO 4/77	8	2\"/>		
4/77 TO 4/78	8	2\"/>		
4/78 TO 4/79	8	2\"/>		
4/79 TO 4/80	8	2\"/>		
4/80 TO 4/81	8	2\"/>		
4/81 TO 4/82	8	2\"/>		
4/82 TO 4/83	8	2\"/>		
4/83 TO 4/84	8	2\"/>		
4/84 TO 4/85	8	2\"/>		
4/85 TO 4/86	8	2\"/>		
4/86 TO 4/87	8	2\"/>		
4/87 TO 4/88	8	2\"/>		
4/88 TO 4/89	8	2\"/>		
4/89 TO 4/90	8	2\"/>		
4/90 TO 4/91	8	2\"/>		
4/91 TO 4/92	8	2\"/>		
4/92 TO 4/93	8	2\"/>		
4/93 TO 4/94	8	2\"/>		
4/94 TO 4/95	8	2\"/>		
4/95 TO 4/96	8	2\"/>		
4/96 TO 4/97	8	2\"/>		
4/97 TO 4/98	8	2\"/>		
4/98 TO 4/99	8	2\"/>		
4/99 TO 4/100	8	2\"/>		

THE DRAWING IS NOT TO BE CONSIDERED A FABRICATION DRAWING. MATERIAL QUANTITIES AND APPROXIMATE FABRICATED LENGTHS ARE GIVEN FOR THE PURPOSE OF QUANTIFYING CONTRACTING PRODUCTION. CONTRACTORS SHALL BE RESPONSIBLE FOR THE RESULTS OF ANY FABRICATED MATERIAL THAT IS FABRICATED IN THE FIELD.

GENERAL NOTES:

1. IF THE CONTRACTOR DISCOVERS ANY EXISTING CONDITIONS THAT ARE NOT AS REPRESENTED ON THESE DRAWINGS, HE SHALL IMMEDIATELY NOTIFY THE ARCHITECT AND STOP WORK PENDING INSTRUCTIONS FROM THE ARCHITECT.
2. THESE DRAWINGS ARE A PRELIMINARY REPRESENTATION OF THE TOWER AND FABRICATION THAT WILL BE ANALYZED. THE CONTRACTOR SHALL BE RESPONSIBLE FOR FIELD VERIFYING MATERIAL THAT IS FABRICATED FROM THESE DRAWINGS.
3. ALL NEW STEEL, EXCEPT PIPE SHALL, CONFORM TO THE REQUIREMENTS OF THE STANDARD SPECIFICATION FOR STRUCTURAL STEEL, AISC 360 (8th EDITION) FIELD BOLT MATERIAL.
4. ALL NEW PIPE SHALL CONFORM TO THE REQUIREMENTS OF THE STANDARD SPECIFICATION FOR PIPE, AISC 360 (8th EDITION) FIELD BOLT MATERIAL.
5. ALL BOLTS SHALL CONFORM TO THE REQUIREMENTS OF THE STANDARD SPECIFICATION FOR STRUCTURAL STEEL BOLTS, AISC 360 (8th EDITION) FIELD BOLT MATERIAL.
6. BOLTS SHALL BE GALVANIZED ACCORDING TO THE STANDARD SPECIFICATION FOR GALVANIZING (A137-97) ON NEW AND STEEL HARDWARE, AISC 360.
7. ALL NEW STEEL SHALL BE HOT-DIP GALVANIZED AFTER FABRICATION IN ACCORDANCE WITH THE STANDARD SPECIFICATION FOR GALVANIZING (A137-97) ON NEW AND STEEL HARDWARE, AISC 360.
8. ANY GALVANIZED SURFACE THAT IS SCRATCHED OR DAMAGED DUE TO THE CONTRACTOR'S EQUIPMENT SHALL BE REPAIRED WITH A COAT OF GALVANIZED COMPOUND CONFORMING TO AISC 360.
9. ALL NEW STEEL SHALL BE PAINTED TO MATCH THE EXISTING TOWER COLOR SCHEME.
10. IT IS ASSUMED THAT ANY STRUCTURAL ADAPTATION WORK SHOWN ON THESE DRAWINGS WILL BE ACCOMPLISHED BY NON-DESTRUCTIVE REMOVAL WITH TOWER CONSTRUCTION EXPERIENCE.
11. THE DRAWING DOES NOT INCLUDE THE METHOD OF CONSTRUCTION. THE CONTRACTOR SHALL BE RESPONSIBLE FOR THE METHOD OF CONSTRUCTION.
12. THE CONTRACTOR SHALL BE RESPONSIBLE FOR THE METHOD OF CONSTRUCTION. THE CONTRACTOR SHALL BE RESPONSIBLE FOR THE METHOD OF CONSTRUCTION.
13. THE CONTRACTOR SHALL BE RESPONSIBLE FOR THE METHOD OF CONSTRUCTION. THE CONTRACTOR SHALL BE RESPONSIBLE FOR THE METHOD OF CONSTRUCTION.
14. THE CONTRACTOR SHALL BE RESPONSIBLE FOR THE METHOD OF CONSTRUCTION. THE CONTRACTOR SHALL BE RESPONSIBLE FOR THE METHOD OF CONSTRUCTION.
15. THE CONTRACTOR SHALL BE RESPONSIBLE FOR THE METHOD OF CONSTRUCTION. THE CONTRACTOR SHALL BE RESPONSIBLE FOR THE METHOD OF CONSTRUCTION.
16. THE CONTRACTOR SHALL BE RESPONSIBLE FOR THE METHOD OF CONSTRUCTION. THE CONTRACTOR SHALL BE RESPONSIBLE FOR THE METHOD OF CONSTRUCTION.
17. THE CONTRACTOR SHALL BE RESPONSIBLE FOR THE METHOD OF CONSTRUCTION. THE CONTRACTOR SHALL BE RESPONSIBLE FOR THE METHOD OF CONSTRUCTION.
18. THE CONTRACTOR SHALL BE RESPONSIBLE FOR THE METHOD OF CONSTRUCTION. THE CONTRACTOR SHALL BE RESPONSIBLE FOR THE METHOD OF CONSTRUCTION.
19. THE CONTRACTOR SHALL BE RESPONSIBLE FOR THE METHOD OF CONSTRUCTION. THE CONTRACTOR SHALL BE RESPONSIBLE FOR THE METHOD OF CONSTRUCTION.
20. THE CONTRACTOR SHALL BE RESPONSIBLE FOR THE METHOD OF CONSTRUCTION. THE CONTRACTOR SHALL BE RESPONSIBLE FOR THE METHOD OF CONSTRUCTION.

JAT3XG04 (FL041): PONTE VEDRA BEACH, FLORIDA
 MODIFIED 250 FT SELF SUPPORT TOWER

TECHNICAL ASSOCIATES
 5757-425 SUNGATE BLVD. SUITE 200
 THE WOODBRIDGE, FLORIDA 32172
 THE (321) 398-5125 FAX (321) 398-5125
 WWW.TECHNICALASSOCIATES.COM

PAUL J. FORD AND COMPANY
 STRUCTURAL ENGINEERS
 2501 S. FEDERAL HIGHWAY, SUITE 400
 WEST PALM BEACH, FLORIDA 33409
 (561) 833-1111 FAX (561) 833-1111
 WWW.PJFORD.COM

DATE: 10/20/2010
 DRAWN BY: JLF
 CHECKED BY: JLF
 SCALE: AS SHOWN
 SHEET NO. S-1