

RESOLUTION NO. 2014-233

**A RESOLUTION OF THE BOARD OF COUNTY COMMISSIONERS OF ST. JOHNS COUNTY, FLORIDA APPROVING AND AUTHORIZING THE SUBMITTAL OF THE STATE HOUSING INITIATIVE PARTNERSHIP (SHIP) ANNUAL REPORT FOR FISCAL YEARS 2011-2012, 2012-2013, AND 2013-2014 TO THE FLORIDA HOUSING FINANCE CORPORATION; AUTHORIZING THE CHAIR TO SIGN THE NECESSARY CERTIFICATIONS ACCEPTING THE REPORT; AND PROVIDING AN EFFECTIVE DATE.**

**RECITALS**

**WHEREAS**, pursuant to Section 420.9075(10), Florida Statutes, St. Johns County is required to submit an annual report to the Florida Housing Finance Corporation by September 15<sup>th</sup> of each year for the expenditure and encumbrance of State Housing Initiative Partnership (SHIP) funds; and

**WHEREAS**, the annual report reflects all strategies and incentives implemented in the process of expending SHIP funds; and

**WHEREAS**, the Florida Housing Finance Corporation requires the review of the County Comptroller for accuracy; and

**WHEREAS**, the report has been reviewed and gained approval by the County Comptroller; and

**WHEREAS**, St. Johns County wishes to comply with statutory requirements of the SHIP program in order to ensure the ability to receive future funding.

**BE IT RESOLVED BY THE BOARD OF COUNTY COMMISSIONERS OF ST. JOHNS COUNTY:**

**Section 1.** The above recitals are incorporated by reference into the body of this resolution and are adopted as findings of fact.

**Section 2.** The Board of County Commissioners approves the submittal to the Florida Housing Finance Corporation of the SHIP annual report for fiscal years 2011-2012, 2012-2013, and 2013-2014 and authorizes the Chair to sign the necessary certifications accepting the report.

**Section 3.** To the extent that there are typographical or administrative errors or omissions that do not change the tone, tenor, or context of this Resolution, then this Resolution may be revised without the subsequent approval of the Board of County Commissioners.

**Section 4.** This resolution shall be effective upon its adoption by the Board of County Commissioners.

**PASSED AND ADOPTED** this 3<sup>rd</sup> day of September 2014.

**BOARD OF COUNTY COMMISSIONERS  
ST. JOHNS COUNTY, FLORIDA**

By: \_\_\_\_\_

John H. Morris, Chair

**ATTEST:** Cheryl Strickland, Clerk

By: \_\_\_\_\_

Ram Halteeman  
Deputy Clerk

RENDITION DATE 9/4/14

# Title: SHIP Annual Report

Report Status: Unsubmitted

St. Johns County FY 2011/2012

## Form 1

### SHIP Distribution Summary

**Homeownership**

Code	Strategy	Expended Amount	Units	Encumbered Amount	Units	Unencumbered Amount	Units
3	Rehabilitation	\$329,213.57	13				
<b>Homeownership Totals:</b>		<b>\$329,213.57</b>	<b>13</b>				

**Rentals**

Code	Strategy	Expended Amount	Units	Encumbered Amount	Units	Unencumbered Amount	Units
<b>Rental Totals:</b>							

**Subtotals:            \$329,213.57        13**

### Additional Use of Funds

Use	Expended	Encumbered	Unencumbered
Administrative	\$33,583.88		
Homeownership Counseling	\$ .00		
Admin From Program Income	\$ .00		
Admin From Disaster Funds	\$ .00		

**Totals:                                \$362,797.45        13                        \$ .00                        \$ .00**

### Total Revenue (Actual and/or Anticipated) for Local SHIP Trust Fund

Source of Funds	Amount
State Annual Distribution	\$350,000.00
Program Income (Interest)	\$2,422.45
Program Income (Payments)	\$10,375.00
Recaptured Funds	\$ .00
Disaster Funds	
Other Funds	
Carryover funds from previous year	\$ .00
<b>Total:</b>	<b>\$362,797.45</b>

**\* Carry Forward to Next Year: \$ .00**

NOTE: This carry forward amount will only be accurate when all revenue amounts and all expended, encumbered and unencumbered amounts have been added to Form 1

**Form 2**

**Rental Unit Information**

Description	Eff.	1 Bed	2 Bed	3 Bed	4 Bed
-------------	------	-------	-------	-------	-------

**Recap of Funding Sources for Units Produced ("Leveraging")**

Source of Funds Produced through June 30th for Units	Amount of Funds Expended to Date	% of Total Value
SHIP Funds Expended	\$329,213.57	100.00%
Public Moneys Expended	\$0.00	.00%
Private Funds Expended	\$0.00	.00%
Owner Contribution	\$0.00	.00%
Total Value of All Units	\$329,213.57	100.00%

**SHIP Program Compliance Summary - Home Ownership/Construction/Rehab**

Compliance Category	SHIP Funds	Trust Funds	% of Trust Fund	FL Statute Minimum %
Homeownership	\$329,213.57	\$350,000.00	94.06%	65%
Construction / Rehabilitation	\$329,213.57	\$350,000.00	94.06%	75%

**Program Compliance - Income Set-Asides**

Income Category	SHIP Funds Expended	SHIP Funds Encumbered	SHIP Funds Unencumbered	Total of SHIP Funds	Total Available Funds % *
Extremely Low				\$0.00	.00%
Very Low	\$329,213.57			\$329,213.57	90.74%
Low				\$0.00	.00%
Moderate				\$0.00	.00%
<b>Totals:</b>	<b>\$329,213.57</b>	<b>\$0.00</b>	<b>\$0.00</b>	<b>\$329,213.57</b>	<b>90.74%</b>

**Project Funding for Expended Funds Only**

Income Category	Total Funds Mortgages, Loans & DPL's	Mortgages, Loans & DPL Unit #s	Total Funds SHIP Grants	SHIP Grant Unit #s	Total SHIP Funds Expended	Total # Units
Extremely Low					\$0.00	0
Very Low	\$329,213.57	13			\$329,213.57	13
Low					\$0.00	0
Moderate					\$0.00	0
<b>Totals:</b>	<b>\$329,213.57</b>	<b>13</b>	<b>\$0.00</b>	<b>0</b>	<b>\$329,213.57</b>	<b>13</b>

**Form 3**

### Number of Households/Units Produced

Strategy	List Unincorporated and Each Municipality	ELI	VLI	Low	Mod	Total
Rehabilitation	St. Johns		13			13
<b>Totals:</b>			13			13

### Characteristics/Age (Head of Household)

Description	List Unincorporated and Each Municipality	0 - 25	26 - 40	41 - 61	62+	Total
Rehabilitation	St. Johns	1	1	6	5	13
<b>Totals:</b>		1	1	6	5	13

### Family Size

Description	List Unincorporated and Each Municipality	1 Person	2-4 People	5+ People	Total
Rehabilitation	St. Johns	6	7		13
<b>Totals:</b>		6	7		13

### Race (Head of Household)

Description	List Unincorporated and Each Municipality	White	Black	Hispanic	Asian	Amer-Indian	Other	Total
Rehabilitation	St. Johns	4	9					13
<b>Totals:</b>		4	9					13

### Special Needs (Any Member of Household)

Description	List Unincorporated and Each Municipality	Farm Worker	Devel. Disabled	Homeless	Elderly	Special Needs	Special Needs	Total
Rehabilitation	St. Johns							0
<b>Totals:</b>								0

### Special Target Groups for Funds Expended (i.e. teachers, nurses, law enforcement, fire fighters, etc.) Set Aside

Description	Special Target Group	Expended Funds	Total # of Expended Units

## Form 4

### Status of Incentive Strategies

Incentive Strategy:

Expedited Permitting, On-going Review Process & Affordable Housing Incentive Program (impact fee reduction off-set for affordable housing)

Adopting Ordinance or Resolution Number or identify local policy:

## Status of Incentive Strategies

Incentive Strategy:

Expedited Permitting, On-going Review Process & Affordable Housing Incentive Program (impact fee reduction off-set for affordable housing)

Adopting Ordinance or Resolution Number or identify local policy:

Expedited Permitting Resolution 98-45  
On-Going Review Process Resolution 93-21, 99-211, 2000-41 & 2008-29  
Affordable Housing Economic Incentive Program 2005-101

Implementation Schedule (Date):

Expedited Permitting-2/24/98  
Ongoing Review Process-4/23/13, 3/13/2000  
Affordable Housing Economic Incentive Program-11/1/2005

Has the plan or strategy been implemented? If no, describe the steps that will be taken to implement the plan:

Yes, all three incentives have been implemented for some time now.

Status of Strategy - (is the strategy functioning as intended, i.e. are the time frames being met, etc.):

The Affordable Housing Economic Incentive Program is not nearly as effective as it was in the past. Impact fees have continued to increase while the allowable off-set has not.

## Support Services

Emergency Services Homeless Coalition of St. Johns County-transitional housing available for qualifying homeless individuals and families.

St. Francis House Homeless Shelter of St. Johns County-temporary shelter for homeless individuals, typically three days.

Community Action Agency of Northeast Florida-Provides education, empowerment and assistance to aid self-sufficiency for income eligible households.

St. Johns Housing Partnership-Local non-profit that uses various funding resources to provide repairs to local elderly, disabled and low income households.

ELI Apartment Program- Working with the developer of Whispering Woods apartment development to house 17 extremely low income families in set-aside units that are made available to clients receiving Social Services assistance.

Home-Again St. Johns-Day drop-in facility, transitional housing and permanent supportive housing (in development).

Habitat for Humanity-Affordable housing for eligible perspective homeowners using public-private partnership and client "sweat-equity".

## Other Accomplishments

NSP acquired rentals- Ownership of acquired rentals was transferred to the St. Johns Housing Partnership by the St. Johns County Housing Finance Authority to execute eligibility, compliance and property management. It has gone very well and has demonstrated the demand for very affordable rentals locally. Thereby sparking an interest by local government and non-profits to use creative thinking in partnership to further the creation and acquisition of affordable rental property stock.

## Availability for Public Inspection and Comments

Rehabilitation	Jasmin Hines	6260 Armstrong Road	Elkton	32033	\$29,500.00	<input type="checkbox"/>
----------------	--------------	---------------------	--------	-------	-------------	--------------------------

**Administrative Expenditures**

Regular Salaries	\$2775.08
FICA/Medicare	\$ 200.82
Retirement Contrib.	\$ 136.26
OPEB Contribution	\$ 86.00
Life & Health Ins.	\$ 688.50
Workers Comp.	\$ 4.44
Communications	\$ 10.20

**Sub Recipients and Consultants**

Name	Business Type	Strategy Covered	Responsibility	Amount
------	---------------	------------------	----------------	--------

**Program Income**

Program Income Funds	
Loan Repayment:	\$8,000.00
Refinance:	
Foreclosure:	
Sale of Property:	\$2,375.00
Interest Earned:	\$2,422.45
Other ():	
<b>Total:</b>	<b>\$12,797.45</b>

**Explanation of Recaptured funds**

Description	Amount
<b>Total:</b>	<b>\$0.00</b>

# Title: SHIP Annual Report

Report Status: Unsubmitted

St. Johns County FY 2012/2013

## Form 1

### SHIP Distribution Summary

#### Homeownership

Code	Strategy	Expended Amount	Units	Encumbered Amount	Units	Unencumbered Amount	Units
3	Rehabilitation	\$20,000.00	1	\$94,850.00	3		
<b>Homeownership Totals:</b>		<b>\$20,000.00</b>	<b>1</b>	<b>\$94,850.00</b>	<b>3</b>		

#### Rentals

Code	Strategy	Expended Amount	Units	Encumbered Amount	Units	Unencumbered Amount	Units
<b>Rental Totals:</b>							

**Subtotals:            \$20,000.00            1            \$94,850.00            3**

### Additional Use of Funds

Use	Expended	Encumbered	Unencumbered
Administrative	\$85.98	\$5,958.02	
Homeownership Counseling			
Admin From Program Income			
Admin From Disaster Funds			

**Totals:    \$20,085.98            1            \$100,808.02            3            \$0.00**

### Total Revenue (Actual and/or Anticipated) for Local SHIP Trust Fund

Source of Funds	Amount
State Annual Distribution	\$76,938.00
Program Income (Interest)	\$0.00
Program Income (Payments)	\$43,956.00
Recaptured Funds	
Disaster Funds	
Other Funds	
Carryover funds from previous year	\$0.00
<b>Total:</b>	<b>\$120,894.00</b>

\* Carry Forward to Next Year: \$0.00

NOTE: This carry forward amount will only be accurate when all revenue amounts and all expended, encumbered and unencumbered amounts have been added to Form 1



**Form 2**

**Rental Unit Information**

Description	Eff.	1 Bed	2 Bed	3 Bed	4 Bed
-------------	------	-------	-------	-------	-------

**Recap of Funding Sources for Units Produced ("Leveraging")**

Source of Funds Produced through June 30th for Units	Amount of Funds Expended to Date	% of Total Value
SHIP Funds Expended	\$20,000.00	100.00%
Public Moneys Expended		.00%
Private Funds Expended		.00%
Owner Contribution		.00%
Total Value of All Units	\$20,000.00	100.00%

**SHIP Program Compliance Summary - Home Ownership/Construction/Rehab**

Compliance Category	SHIP Funds	Trust Funds	% of Trust Fund	FL Statute Minimum %
Homeownership	\$76,938.00	\$76,938.00	100.00%	65%
Construction / Rehabilitation	\$76,938.00	\$76,938.00	100.00%	75%

**Program Compliance - Income Set-Asides**

Income Category	SHIP Funds Expended	SHIP Funds Encumbered	SHIP Funds Unencumbered	Total of SHIP Funds	Total Available Funds % *
Extremely Low				\$ .00	.00%
Very Low		\$74,850.00		\$74,850.00	61.91%
Low	\$20,000.00	\$20,000.00		\$40,000.00	33.09%
Moderate				\$ .00	.00%
<b>Totals:</b>	<b>\$20,000.00</b>	<b>\$94,850.00</b>	<b>\$ .00</b>	<b>\$114,850.00</b>	<b>95.00%</b>

**Project Funding for Expended Funds Only**

Income Category	Total Funds Mortgages, Loans & DPL's	Mortgages, Loans & DPL Unit #s	Total Funds SHIP Grants	SHIP Grant Unit #s	Total SHIP Funds Expended	Total # Units
Extremely Low					\$ .00	0
Very Low					\$ .00	0
Low	\$20,000.00	1			\$20,000.00	1
Moderate					\$ .00	0
<b>Totals:</b>	<b>\$20,000.00</b>	<b>1</b>	<b>\$ .00</b>	<b>0</b>	<b>\$20,000.00</b>	<b>1</b>

**Form 3**

**Number of Households/Units Produced**

Strategy	List Unincorporated and Each Municipality	ELI	VLI	Low	Mod	Total
Rehabilitation	St. Johns			1		1
<b>Totals:</b>				1		1

**Characteristics/Age (Head of Household)**

Description	List Unincorporated and Each Municipality	0 - 25	26 - 40	41 - 61	62+	Total
Rehabilitation	St. Johns			1		1
<b>Totals:</b>				1		1

**Family Size**

Description	List Unincorporated and Each Municipality	1 Person	2-4 People	5+ People	Total
Rehabilitation	St. Johns		1		1
<b>Totals:</b>				1	1

**Race (Head of Household)**

Description	List Unincorporated and Each Municipality	White	Black	Hispanic	Asian	Amer-Indian	Other	Total
Rehabilitation	St. Johns		1					1
<b>Totals:</b>				1				1

**Special Needs (Any Member of Household)**

Description	List Unincorporated and Each Municipality	Farm Worker	Devel. Disabled	Homeless	Elderly	Special Needs	Special Needs	Total
Rehabilitation	St. Johns		1					1
<b>Totals:</b>				1				1

**Special Target Groups for Funds Expended (i.e. teachers, nurses, law enforcement, fire fighters, etc.) Set Aside**

Description	Special Target Group	Expended Funds	Total # of Expended Units
-------------	----------------------	----------------	---------------------------

**Expended Funds**

**\$20,000.00**

<b>Strategy</b>	<b>Full Name</b>	<b>Address</b>	<b>City</b>	<b>Zip Code</b>	<b>Expended Funds</b>	<b>Unit Counted</b>
Rehabilitation	Polly Spielman	108 Lincoln St.	St. Augustine	32084	\$20,000.00	<input type="checkbox"/>

St. Johns County 2012 Interim-1

# Title: SHIP Annual Report

Report Status: Unsubmitted

St. Johns County FY 2013/2014

## Form 1

### SHIP Distribution Summary

#### Homeownership

Code	Strategy	Expended Amount	Units	Encumbered Amount	Units	Unencumbered Amount	Units
3	Rehabilitation	\$ .00	0	\$ .00	0	\$377,882.74	14
<b>Homeownership Totals:</b>		<b>\$ .00</b>	<b>0</b>	<b>\$ .00</b>	<b>0</b>	<b>\$377,882.74</b>	<b>14</b>

#### Rentals

Code	Strategy	Expended Amount	Units	Encumbered Amount	Units	Unencumbered Amount	Units
<b>Rental Totals:</b>							

**Subtotals:                      \$ .00              0              \$ .00              0              \$377,882.74              14**

### Additional Use of Funds

Use	Expended	Encumbered	Unencumbered
Administrative	\$4,169.80		\$7,427.46
Homeownership Counseling			
Admin From Program Income			
Admin From Disaster Funds			

**Totals:                                      \$4,169.80              0              \$ .00              0              \$385,310.20              14**

### Total Revenue (Actual and/or Anticipated) for Local SHIP Trust Fund

Source of Funds	Amount
State Annual Distribution	\$389,480.00
Program Income (Interest)	
Program Income (Payments)	
Recaptured Funds	
Disaster Funds	
Other Funds	
Carryover funds from previous year	\$ .00
<b>Total:</b>	<b>\$389,480.00</b>

\* Carry Forward to Next Year: \$ .00

NOTE: This carry forward amount will only be accurate when all revenue amounts and all expended, encumbered and unencumbered amounts have been added to Form 1

# Title: SHIP Annual Report

Report Status: Unsubmitted

St. Johns County FY 2013/2014

## Form 1

### SHIP Distribution Summary

#### Homeownership

Code	Strategy	Expended Amount	Units	Encumbered Amount	Units	Unencumbered Amount	Units
3	Rehabilitation	\$ .00	0	\$ .00	0	\$377,882.74	14
Homeownership Totals:		\$ .00	0	\$ .00	0	\$377,882.74	14

#### Rentals

Code	Strategy	Expended Amount	Units	Encumbered Amount	Units	Unencumbered Amount	Units
Rental Totals:							
Subtotals:		\$ .00	0	\$ .00	0	\$377,882.74	14

### Additional Use of Funds

Use	Expended	Encumbered	Unencumbered
Administrative	\$4,169.80		\$7,427.46
Homeownership Counseling			
Admin From Program Income			
Admin From Disaster Funds			

**Totals:** Expended: \$4,169.80    Units: 0    Encumbered: \$ .00    Units: 0    Unencumbered: \$385,310.20    Units: 14

### Total Revenue (Actual and/or Anticipated) for Local SHIP Trust Fund

Source of Funds	Amount
State Annual Distribution	\$389,480.00
Program Income (Interest)	
Program Income (Payments)	
Recaptured Funds	
Disaster Funds	
Other Funds	
Carryover funds from previous year	\$ .00
<b>Total:</b>	<b>\$389,480.00</b>

\* Carry Forward to Next Year: \$ .00

NOTE: This carry forward amount will only be accurate when all revenue amounts and all expended, encumbered and unencumbered amounts have been added to Form 1

**Form 2**

**Rental Unit Information**

Description	Eff.	1 Bed	2 Bed	3 Bed	4 Bed
-------------	------	-------	-------	-------	-------

**Recap of Funding Sources for Units Produced ("Leveraging")**

Source of Funds Produced through June 30th for Units	Amount of Funds Expended to Date	% of Total Value
SHIP Funds Expended	\$ .00	#Error
Public Moneys Expended		#Error
Private Funds Expended		#Error
Owner Contribution		#Error
Total Value of All Units	\$ .00	#Error

**SHIP Program Compliance Summary - Home Ownership/Construction/Rehab**

Compliance Category	SHIP Funds	Trust Funds	% of Trust Fund	FL Statute Minimum %
Homeownership	\$367,796.00	\$389,480.00	94.43%	65%
Construction / Rehabilitation	\$367,796.00	\$389,480.00	94.43%	75%

**Program Compliance - Income Set-Asides**

Income Category	SHIP Funds Expended	SHIP Funds Encumbered	SHIP Funds Unencumbered	Total of SHIP Funds	Total Available Funds % *
Extremely Low				\$ .00	.00%
Very Low			\$300,000.00	\$300,000.00	77.03%
Low			\$77,882.74	\$77,882.74	20.00%
Moderate				\$ .00	.00%
<b>Totals:</b>	\$ .00	\$ .00	\$377,882.74	\$377,882.74	97.02%

**Project Funding for Expended Funds Only**

Income Category	Total Funds Mortgages, Loans & DPL's	Mortgages, Loans & DPL Unit #s	Total Funds SHIP Grants	SHIP Grant Unit #s	Total SHIP Funds Expended	Total # Units
Extremely Low					\$ .00	0
Very Low					\$ .00	0
Low					\$ .00	0
Moderate					\$ .00	0
<b>Totals:</b>	\$ .00	0	\$ .00	0	\$ .00	0

**Form 3**

**Number of Households/Units Produced**

Strategy	List Unincorporated and Each Municipality	ELI	VLI	Low	Mod	Total
Totals:						0

**Characteristics/Age (Head of Household)**

Description	List Unincorporated and Each Municipality	0 - 25	26 - 40	41 - 61	62+	Total
Totals:						0

**Family Size**

Description	List Unincorporated and Each Municipality	1 Person	2 - 4 People	5 + People	Total
Totals:					0

**Race (Head of Household)**

Description	List Unincorporated and Each Municipality	White	Black	Hispanic	Asian	Amer-Indian	Other	Total
Totals:								0

**Special Needs (Any Member of Household)**

Description	List Unincorporated and Each Municipality	Farm Worker	Devel. Disabled	Homeless	Elderly	Special Needs	Special Needs	Total
Totals:								0

**Special Target Groups for Funds Expended (i.e. teachers, nurses, law enforcement, fire fighters, etc.) Set Aside**

Description	Special Target Group	Expended Funds	Total # of Expended Units
-------------	----------------------	----------------	---------------------------

**Expended Funds**

Strategy	Full Name	Address	City	Zip Code	Expended Funds	Unit Counted
----------	-----------	---------	------	----------	----------------	--------------

St. Johns County 2013 Interim-2

**Form 5**

**Special Needs Breakdown**

**SHIP Expended and Encumbered for Special Needs Applicants**

Code(s)	Strategies	Expended Amount	Units	Encumbered Amount	Units
3	Rehabilitation		0		0

**Special Needs Category Breakdown by Strategy**

Strategies	Special Needs Category	Expended Amount	Units	Encumbered Amount	Units
(3) Rehabilitation	Developmental Disabilities				



Form SHIP AR/2009  
67-37.008(3)(f), F.A.C.  
Effective Date: 11/2009

# **Title: SHIP Annual Report**

**St. Johns County FY 2013/2014**

**Report Status: Unsubmitted**

**Form 1**

## SHIP Distribution Summary

### Homeownership

Code	Strategy	Expended Amount	Units	Encumbered Amount	Units	Unencumbered Amount	Units
3	Rehabilitation	\$60,000.00	2	\$ .00	0	\$307,796.00	12
11	Special Needs Housing					\$10,000.00	1
<b>Homeownership Totals:</b>		<b>\$60,000.00</b>	<b>2</b>	<b>\$ .00</b>	<b>0</b>	<b>\$317,796.00</b>	<b>13</b>

### Rentals

Code	Strategy	Expended Amount	Units	Encumbered Amount	Units	Unencumbered Amount	Units
<b>Rental Totals:</b>							
<b>Subtotals:</b>		<b>\$60,000.00</b>	<b>2</b>	<b>\$ .00</b>	<b>0</b>	<b>\$317,796.00</b>	<b>13</b>

### Additional Use of Funds

Use	Expended	Encumbered	Unencumbered
Administrative	\$4,143.12		\$7,540.88
Homeownership Counseling			
Admin From Program Income			
Admin From Disaster Funds			

**Totals:** \$64,143.12      2      \$ .00      0      \$325,336.88      13

### Total Revenue (Actual and/or Anticipated) for Local SHIP Trust Fund

Source of Funds	Amount
State Annual Distribution	\$389,480.00
Program Income (Interest)	
Program Income (Payments)	
Recaptured Funds	
Disaster Funds	
Other Funds	
Carryover funds from previous year	\$ .00
<b>Total:</b>	<b>\$389,480.00</b>

\* Carry Forward to Next Year: \$ .00

NOTE: This carry forward amount will only be accurate when all revenue amounts and all expended, encumbered and unencumbered amounts have been added to Form 1

**Rental Unit Information**

Description	Eff.	1 Bed	2 Bed	3 Bed	4 Bed
-------------	------	-------	-------	-------	-------

**Recap of Funding Sources for Units Produced ("Leveraging")**

Source of Funds Produced through June 30th for Units	Amount of Funds Expended to Date	% of Total Value
SHIP Funds Expended	\$60,000.00	100.00%
Public Moneys Expended		.00%
Private Funds Expended		.00%
Owner Contribution		.00%
Total Value of All Units	\$60,000.00	100.00%

**SHIP Program Compliance Summary - Home Ownership/Construction/Rehab**

Compliance Category	SHIP Funds	Trust Funds	% of Trust Fund	FL Statute Minimum %
Homeownership	\$367,796.00	\$389,480.00	94.43%	65%
Construction / Rehabilitation	\$367,796.00	\$389,480.00	94.43%	75%

**Program Compliance - Income Set-Asides**

Income Category	SHIP Funds Expended	SHIP Funds Encumbered	SHIP Funds Unencumbered	Total of SHIP Funds	Total Available Funds % *
Extremely Low			\$10,000.00	\$10,000.00	2.57%
Very Low	\$60,000.00		\$230,000.00	\$290,000.00	74.46%
Low			\$77,796.00	\$77,796.00	19.97%
Moderate				\$0.00	.00%
<b>Totals:</b>	<b>\$60,000.00</b>	<b>\$0.00</b>	<b>\$317,796.00</b>	<b>\$377,796.00</b>	<b>97.00%</b>

**Project Funding for Expended Funds Only**

Income Category	Total Funds Mortgages, Loans & DPL's	Mortgages, Loans & DPL Unit #s	Total Funds SHIP Grants	SHIP Grant Unit #s	Total SHIP Funds Expended	Total # Units
Extremely Low					\$0.00	0
Very Low	\$60,000.00	2			\$60,000.00	2
Low					\$0.00	0
Moderate					\$0.00	0
<b>Totals:</b>	<b>\$60,000.00</b>	<b>2</b>	<b>\$0.00</b>	<b>0</b>	<b>\$60,000.00</b>	<b>2</b>

**Number of Households/Units Produced**

Strategy	List Unincorporated and Each Municipality	ELI	VLI	Low	Mod	Total
Rehabilitation	St. Johns		2			2
<b>Totals:</b>			2			2

**Characteristics/Age (Head of Household)**

Description	List Unincorporated and Each Municipality	0 - 25	26 - 40	41 - 61	62+	Total
Rehabilitation	St. Johns				2	2
<b>Totals:</b>					2	2

**Family Size**

Description	List Unincorporated and Each Municipality	1 Person	2-4 People	5+ People	Total
Rehabilitation	St. Johns	2			2
<b>Totals:</b>		2			2

**Race (Head of Household)**

Description	List Unincorporated and Each Municipality	White	Black	Hispanic	Asian	Amer-Indian	Other	Total
Rehabilitation	St. Johns	1	1					2
<b>Totals:</b>		1	1					2

**Special Needs (Any Member of Household)**

Description	List Unincorporated and Each Municipality	Farm Worker	Devel. Disabled	Homeless	Elderly	Special Needs	Special Needs	Total
Rehabilitation	St. Johns				2			2
<b>Totals:</b>					2			2

**Special Target Groups for Funds Expended (i.e. teachers, nurses, law enforcement, fire fighters, etc.) Set Aside**

Description	Special Target Group	Expended Funds	Total # of Expended Units
-------------	----------------------	----------------	---------------------------

**Expended Funds**

**\$60,000.00**

Strategy	Full Name	Address	City	Zip Code	Expended Funds	Unit Counted
Rehabilitation	Juanita Latham	1065 Hibiscus St.	St. Augustine	32084	\$30,000.00	<input type="checkbox"/>
Rehabilitation	Mary Jenkins	1179 W. King St.	St. Augustine	32084	\$30,000.00	<input type="checkbox"/>

St. Johns County 2013 Interim-2

**Form 5**

**Special Needs Breakdown**

**SHIP Expended and Encumbered for Special Needs Applicants**

Code(s)	Strategies	Expended Amount	Units	Encumbered Amount	Units
3	Rehabilitation				0

**Special Needs Category Breakdown by Strategy**

Strategies	Special Needs Category	Expended Amount	Units	Encumbered Amount	Units
------------	------------------------	-----------------	-------	-------------------	-------



**Certification for Regulatory Reform Implementation  
State Housing Initiatives Partnership (SHIP) Program**

On Behalf of St. Johns County (Local Government), I hereby certify  
that the following information is true and accurate as of the date of this submission for the following fiscal  
years: 2011/2012, 2012/2013, 2013/2014 (list all three fiscal years):


1. Permits as defined in s.163.3164 (15) and (16) for affordable housing projects are expedited to a greater degree than other projects; and
2. There is an ongoing process for review of local policies, ordinances, regulations, and plan provisions that increase the cost of housing prior to their adoption.
3. The cumulative cost per newly constructed housing per housing unit, from these actions is estimated to be \$ 0.
4. The cumulative cost per rehabilitated housing per housing unit, from these actions is estimated to be \$ 0.


\_\_\_\_\_  
Witness Signature                                  Date

\_\_\_\_\_  
Witness Printed Name


\_\_\_\_\_  
Witness Signature                                  Date

\_\_\_\_\_  
Witness Printed Name

  
\_\_\_\_\_  
Chief Elected Official or Designee Signature                  Date  
  
John H. Morris, Chair, Board of County Commissioners  
\_\_\_\_\_  
Chief Elected Official or Designee Printed Name

Or  
  
                  9/9/14  
Signature    Date

ATTEST (Seal)



163.3164 (15) of the Florida Statutes: "Development order" means any order granting, denying, or granting with conditions an application for a development permit.

163.3164(16) of the Florida Statutes: "Development permit" includes any building permit, zoning permit, subdivision approval, rezoning, certification, special exception, variance, or any other official action of local government having the effect of permitting the development of land.