

RESOLUTION NUMBER 2023 - 347

RESOLUTION OF THE BOARD OF COUNTY COMMISSIONERS OF ST. JOHNS COUNTY, FLORIDA APPROVING THE AMENDED SCHEDULE OF FEES FOR CERTAIN COUNTY DEPARTMENTS, AND PROVIDING AN EFFECTIVE DATE.

WHEREAS, the Board of County Commissioners of St. Johns County, Florida (“BCC”) is empowered to set fees relating to the provision of services provided by certain County Departments; and

WHEREAS, Resolution 2022-344, adopted the current County Fee Schedule that County departments charge for specific services; and

WHEREAS, from time to time it is necessary to revise the fee schedule to account for increases in the level of service or costs to the County; and

WHEREAS, the County Fee Schedule adopted by Resolution 2022-344 (*as previously amended*), has been revised to represent the rates necessary to reasonably reimburse the County for the current cost of providing the services and where appropriate, new fees have been added.

NOW, THEREFORE, BE IT RESOLVED by the Board of County Commissioners of St. Johns County, Florida, that;

Section 1. Repeal

Resolution 2022-344, which established the County Fee Schedule, is hereby repealed. Such repeal shall not reinstate or preserve any St. Johns County resolutions (*as amended*) previously passed and adopted by the BCC including but not limited to Resolution Numbers 99-147; 2000-34; 2001-192; 2002-203; 2003-187; 2004-244; 2005-265; 2006-318; 2006-340; 2007-59; 2007-86; 2007-215; 2007-266; 2007-290; 2008-281; 2009-254; 2010-204; 2011-11; 2011-233; 2011-274; 2012-88; 2012-262; 2012-298; 2013-212; 2014-43; 2014-75; 2014-119; 2014-252, 2015-306, 2016-39, 2016-248, 2017-100, 2017-188; 2017-237; 2017-297, 2017-361, 2017-413, 2018-299, 2018-432, 2019-194, 2019-320, 2019-409, 2019-469, 2020-147, 2020-428, 2021-36, 2021-115, 2021-287, 2021-396, and 2022-344.

Section 2. Approval of Fees and Charges

The schedule of fees and charges that are attached hereto and made part hereof as Exhibit “A” are hereby adopted.

Section 3. Fee Waivers

If the BCC finds that it is in the best interest of the County and will serve a public purpose to waive any fee(s) described in Exhibit "A", attached hereto and hereby incorporated into this Resolution, the BCC may waive such fee(s), with the exception of any fee(s) that the BCC is prohibited from waiving by contract or by local, state or federal provision.

Section 4. Repeal of Inconsistent Provisions.

Any provision contained in prior ordinances or resolutions inconsistent or in conflict with the provisions set forth above are hereby repealed to the extent of such inconsistency or conflict.

Section 5. Savings Clause

Notwithstanding anything to the contrary, and for purposes of this Resolution, all other provisions contained in ordinances or resolutions relevant to Ordinance Number 86-72 (*as previously amended*) are specifically preserved and remain in full force and effect.

Section 6. Effective Date

This Resolution shall take effect October 1st, 2023.

PASSED AND ADOPTED this 19th day of September, 2023 by the Board of County Commissioners of St. Johns County, Florida.


Board of County Commissioners of St. Johns County

By: _____
Christian Whitehurst, Chair

Rendition Date SEP 21 2023

Attest: Brandon J. Patty, Clerk of the Circuit Court & Comptroller

By: Crystal Smith
Deputy Clerk



St. Johns County's Schedule of Fees and Services

Exhibit "A"

Note: Fees are applicable to all individuals and organizations and can only be waived by official action of the Board of County Commissioners. Taxes will be assessed when applicable.

St. Johns County's Schedule of Fees and Services

General Fees

Fee Schedule	FY 23 Current	FY 24 Proposed
Photocopies (F.S. 119.07):		
- One-sided	\$0.15per copy	\$0.15per copy
- Two-sided	\$0.20 per page	\$0.20 per page
- Color copy	\$1.00 per copy	\$1.00 per copy
- Certified	\$1.00 per copy	\$1.00 per copy
- Microfiche	\$1.00 per copy	\$1.00 per copy
- Media (tape)	\$1.71 per tape	\$1.71 per tape
- Over 11" X 17"	\$5.00 per copy	\$5.00 per copy
Postage/Shipping	by weight & delivery type	by weight & delivery type
DVD Duplication of Public Meetings - picked up	\$1.15	\$1.15
DVD Duplication of Public Meetings - mailed delivery:		
- 1 Disc	\$1.79	\$1.79
- 2 Discs	\$2.84	\$2.84
- 3 Discs	\$4.19	\$4.19
- 4 or more Discs	Actual Cost	Actual Cost
Rental of BCC Chambers and/or Rotunda (per hour)	\$105.00	\$105.00
St. Johns County Budget per copy	Actual cost of printing	Actual cost of printing
Public Records Request (exceeding 15 minutes - F.S. 119.07 special service charge)	Actual cost of duplication + cost incurred for extensive use of information technology resource and/or the labor cost of the personnel providing the service	Actual cost of duplication + cost incurred for extensive use of information technology resource and/or the labor cost of the personnel providing the service
E-Mail Searches (exceeding 15 minutes - F.S. 119.07 special service charge)	Actual cost of duplication + cost incurred for extensive use of information technology resource and/or the labor cost of the personnel providing the service	Actual cost of duplication + cost incurred for extensive use of information technology resource and/or the labor cost of the personnel providing the service
Retrieval of Offsite Stored Information (please allow time for delivery)	\$28.00	\$28.00
Return Check Charge (In Accordance with F.S. 68.065):		
- Face Value <=\$50	\$25.00	\$25.00
- Face Value <=\$300	\$30.00	\$30.00
- Face Value >\$300	The Greater of \$40.00 or 5% of Face Value	The Greater of \$40.00 or 5% of Face Value
Credit Check Fee	\$19.00	\$21.00
Emergency Management Plan Review Fee (>16 bed assisted living facility)	\$500.00	\$500.00
Emergency Management Plan Review Fee (<16 bed assisted living facility)	\$250.00	\$250.00
Conduit Bond Financing Review	\$1,000.00	\$1,000.00
Foreclosure Registration Fee (Ord. No. 2019-13)	\$250.00	\$250.00
Short-term Rental Registration Fee	\$300.00	\$300.00

Library Services

Library Fee Schedule (Ord. No. 87-30)	FY 23 Current	FY 24 Proposed
Overdue Fines:		
Books, Magazines, DVDs, BluRay, CDs, Audiobooks etc Per Day	\$0.25	\$0.25
- Maximum per item	\$5.00	\$5.00
Video cassettes & DVD / Per Day	\$0.25	N/A
- Maximum per item	\$5.00	N/A
Reference Material / InterLibrary Loan Per Day	\$1.00	\$1.00
Electronic Tablets/Hotspots Per Day	N/A	\$1.00
Library of Things item Per Day	N/A	\$1.00
- Maximum per item	\$5.00	\$10.00
Lost and Damaged Items:		
Currently in Print:		
- Books, Magazines, DVDs, BluRay, CDs, Audiobooks	Cost of Item	Cost of Item
- Replacement of Audio CD of a multi-CD title	N/A	(per CD) \$10.00
- Adult Fiction and Non Fiction, Children's Books, Video cassettes, DVD, CD and Audio cassettes	Cost of item	N/A
- Paperback Books, Toddler Board Books, and Magazines	Cost of item	N/A
No Longer in Print or Available:		
- Books, Magazines, DVDs, BluRay, CDs, Audiobooks	Current Market Value	Current Market Value
- Adult Fiction	-	N/A
- Adult Non-fiction	Current Market Value	N/A
- Paperback Books, etc	Current Market Value	N/A
- Children's Books	Current Market Value	N/A
- Reference Books	Current Market Value	N/A
- Video cassettes & DVD	Current Market Value	N/A
- Abridged Audio cassettes	Current Market Value	N/A
- Compact Discs	Current Market Value	N/A
- Unabridged Audio cassettes	Current Market Value	N/A
Other Items Including but not Limited to, Enchroma glasses, telescopes, binoculars, NASA packs,	N/A	Cost of item
Mifi/Hotspots	N/A	\$100.00
Hotspot adapter plug	N/A	\$10.00
Hotspot charging cable	N/A	\$10.00
Replacement of Electronic Tablets iPad	\$200.00	\$450.00
Replacement of Electronic Tablets iPad Protective Case	\$25.00	\$25.00
Replacement of Electronic Tablets iPad Charger	\$35.00	\$35.00
Replacement of Electronic Tablet Carrying Pouch	\$12.00	N/A

Library Fee Schedule (Ord. No. 87-30) continued	FY 23 Current	FY 24 Proposed
Damaged Library Materials Minimum Charge:		
- Bindery Charges (Per Item)	\$8.00	N/A
- Book Pocket (Per Item)	\$1.00	N/A
- Barcode Label (Per Item)	\$1.00	N/A
- Book Jacket Cover (Per Item)	\$3.00	N/A
- Container Replacements (Per Item)	\$5.00	N/A
- Damaged Pages (Per Page)	\$1.00	N/A
Replacement of Other Items Due to Loss or Damage:		
- Replacement of Other Items Including but not Limited to Headphones, Network Cables, Wireless	Replacement cost	N/A
- Replacement of Audio CD of a multi-CD title (Per CD)	\$10.00	N/A
Library Cards:		
- Nonresident - Annual (except FL residents of reciprocal counties)	\$50.00	\$50.00
- Nonresident - 6 months (except FL residents of reciprocal counties)	\$25.00	N/A
- Nonresident - 3 months (except FL residents of reciprocal counties)	\$10.00	\$15.00
- Nonresident - 30 days (except FL residents of reciprocal counties)	\$5.00	\$7.00
Replacement of lost library card (Per Card)	\$1.00	\$1.00
Other Fees or Charges:		
Printing (photocopy or computer):		
- Black & White	\$0.20	\$0.20
- Color	\$0.50	\$0.50
Photocopies Black & White (Per Copy)	\$0.20	N/A
Photocopies Color (Per Copy)	\$0.50	N/A
Guest Pass for Using Public Computers (Per Day)	\$0.00	N/A
Internet Printing (Per Page)	\$0.20	N/A
Color Printing (Letter or legal size)	\$0.50	N/A
Laminating:		
- 8.5 x 11 or smaller	\$1.00	\$1.00
- Larger than 8.5 x 11	\$1.00 per foot	\$1.00 per cubic foot
Laminating - 8 1/2 x 11 or smaller	\$1.00	N/A
Laminating - larger than 8 1/2 x 11	\$1.00 per foot	N/A
Personal Disc Cleaning Service	\$2.00 per disk	N/A
Failure to Pick Up Inter-Library Loan Materials (Per Title Requested)	\$2.00	\$3.00
Out-of-Network Inter-Library Loan Requests (Per Title Requested)	\$5.00	\$5.00
Notary Services (per document)	\$5.00	\$5.00
Telefacsimile (Fax) Requests:		
- Receive Faxes (Per Document)	\$2.00	\$2.00
- Send Faxes (Per Document)	\$4.00	\$4.00
- Send Fax to Local or Toll-Free Number (Per Document Per Fax Number)	\$0.00	N/A
- Send Fax to Long Distance Number (Per Document Per Fax Number)	\$0.00	N/A
- Send International Fax:		
- First Page	\$0.00	N/A
- Every Page thereafter	\$0.00	N/A

Beach/Aquatic Services

Beach Services Fees (Ord. No. 94-58)	FY 23 Current	FY 24 Proposed
Daily Pass for Vehicles:		
Resident	\$10.00	\$10.00
Non-Resident	\$10.00	\$10.00
Vehicle with Handicap Tag	\$5.00	\$5.00
Active Military	\$5.00	\$5.00
Season Pass		
Resident	\$50.00	\$50.00
Non-Resident	\$100.00	\$100.00
Vehicle with Handicap Tag	\$40.00	\$40.00
All Disabled Veteran as Designated via Letter or ID Card issued by the U.S. Dept of Veteran's Affairs (one pass)	N/C	N/C
Special Events Permits:		
Event Support Staff	Actual Cost of staff time per hour	Actual Cost of staff time per hour
Commercial Horseback Riding	\$75 per tour	\$75 per tour
Events held at Volleyball Courts: SJC Resident	\$15.00 per hour	\$15.00 per hour
Events held at Volleyball Courts: non-SJC Resident	\$25.00 per hour	\$25.00 per hour
Events held at SJC Pier Pavilion (Ocean Pier) - Full Day		
Resident	\$300.00	\$300.00
Non-Resident	\$450.00	\$450.00
Promenade at Pier Park		
Resident	\$250.00	\$250.00
Non-Resident	\$350.00	\$350.00
Events held at Other* Pavilions - Four Hours (*includes S. Ponte Vedra Park, North Beach Park, Vilano, Butler Park East, Crescent Beach, Surfside, Vilano Beach and Vilano Pier Pavilion)	\$50 / 4 hours	\$50 / 4 hours
Commercial Permit Dock at Vilano	\$200.00 per month	\$200.00 per month
For Minor Impact Events (up to 200 participants):		
Wedding	\$100.00	\$100.00
Photography	\$50.00	\$50.00
Media Filming	\$250.00	\$250.00
Sporting Events	\$200.00	\$200.00
Other Events	\$50.00	\$50.00
For Major Impact Events (more than 200 participants):		
Wedding	\$200.00	\$200.00
Photography	\$50.00	\$50.00
Media Filming	\$350.00	\$350.00
Sporting Events	\$300.00	\$300.00
Other Events	\$100.00	\$100.00
Surf Camps/Lesson/Fitness Weekly Events		
Camp with 9-49 people or less including instructors	\$50.00	\$50.00

Beach Services Fees (Ord. No. 94-58) continued		FY 23 Current	FY 24 Proposed
Camp with 40-50 people or more including instructors		\$100.00	\$100.00
Additional Fee for Failure to Obtain Permit		Permit Fee plus 1.) \$50 first failure; 2.) plus \$100 any additional failures	Permit Fee plus 1.) \$50 first failure; 2.) plus \$100 any additional failures
Pool / Aquatics Fees		FY 23 Current	FY 24 Proposed
Pool Rental Charge (Pool Guard required):			
Per Hour		\$20.00 / hr.	\$20.00 / hr.
Pool Guard / Hr. (no. req'd. based on attendance)		\$26.00 / hr.	\$26.00 / hr.
Pool Fees:			
Child/Senior (sales tax included)		\$2.00	\$2.00
Adult (sales tax included)		\$3.00	\$3.00
Annual Pass (sales tax included)		\$112.00	\$112.00
Multi-use cards (12 swims):			
Child/Senior (sales tax included)		\$12.00	\$12.00
Adult (sales tax included)		\$18.00	\$18.00
Pool Lane Rental (per lane/per hour)		\$3.00	\$3.00
Junior Lifeguard Program:			
First Child Enrolled per Family		\$150.00	\$150.00
Each Additional Child Enrolled per Family		\$5.00 discount	\$5.00 discount
Additional Sessions		\$5.00 discount	\$5.00 discount
Swim Lessons:			
First Child Enrolled per Family		\$40.00	\$40.00
Second Child Enrolled per Family		\$20.00	\$20.00
Each Additional Child Enrolled per Family		\$10.00	\$10.00
Water Aerobics (per class)		\$2.00	\$2.00

Parks and Recreation

County Ocean Pier Fees (Ord. No. 86-2)		FY 23 Current	FY 24 Proposed
Sightseeing Tickets		\$2.00	\$2.00
Adult Fishing Pass:			
Resident		\$4.00	\$4.00
Non-Resident		\$6.00	\$6.00
Handicap & Military Personnel		\$2.00	\$2.00
Season Pass:			
Resident		\$40.00	\$40.00
Non-Resident		\$60.00	\$60.00
Handicap & Military Personnel		\$20.00	\$20.00
Community Center Fees^a		FY 23 Current	FY 24 Proposed
Fees must be paid at time of Application			
All Community Center Rentals require a non-refundable \$25 reservation fee and a \$75 cleaning fee			
Event Support Staff		Actual Cost of staff time per hour on site	Actual Cost of staff time per hour on site
Large Activity Room:			
Reservation Fee (Non-refundable)		\$25.00	\$25.00
1 st Hour (includes Set-up and break-down)			
Resident		\$60.00	\$60.00
Non-Resident		\$80.00	\$80.00
Per hour (after 1 st Hour)			
Resident		\$25.00	\$25.00
Non-Resident		\$30.00	\$30.00
Small Meeting Room:			
Reservation Fee (Non-refundable)		\$25.00	\$25.00
1 st Hour (includes Set-up and break-down)			
Resident		\$25.00	\$25.00
Non-Resident		\$30.00	\$30.00
Per hour (after 1 st Hour)			
Resident		\$12.00	\$12.00
Non-Resident		\$15.00	\$15.00
THE PLAYERS Community Senior Center:			
Dining Room:			
Non-Refundable Reservation Fee		\$75.00	\$75.00
1 st Hour (includes Set-up and break-down)			
Resident		\$150.00	\$150.00
Non-Resident		\$300.00	\$300.00
Each Additional Hour:			
Resident		\$75.00	\$75.00
Kitchen:			
Can be rented alone Mondays - Thursdays			
Must be rented with Dining Room Fridays - Sundays			
First Hour:			
Resident		\$100.00	\$100.00
Non-Resident		\$200.00	\$200.00
Each Additional Hour:			
Resident		\$50.00	\$50.00
Non-Resident		\$100.00	\$100.00
Small Room:			
1 st Hour (includes Set-up and break-down)			
Resident		\$60.00	\$60.00
Each Additional Hour:			
Resident		\$30.00	\$30.00
Non-Resident		\$40.00	\$40.00
Non-Resident		\$80.00	\$80.00

Community Center Fees ⁶ continued	FY 23 Current	FY 24 Proposed
Gymnasium / Field House / Skate Park Rental:		
Reservation Fee (Non-refundable) includes cleaning fee	\$100.00	\$100.00
2 hr Team Try-out/Practice/Game Fee	\$36.00	\$36.00
First Hour:		
Resident	\$75.00	\$75.00
Non-Resident	\$90.00	\$90.00
Each Additional Hour:		
Resident	\$25.00	\$25.00
Non-Resident	\$30.00	\$30.00
*Community Centers Include: Cornerstone, Equestrian Center, Galimore Center, Hastings, Ketterlinus, Trout Creek, West Augustine, THE PLAYERS Community Senior Center.		
Equestrian Center Fees	FY 23 Current	FY 24 Proposed
(Rented as a Large Activity Room)		
Rentals require a non-refundable \$25 dollar reservation fee and a \$75 cleaning fee		
Event Support Staff	Actual Cost of staff time per hour on site	Actual Cost of staff time per hour on site
Stall (per day, no overnight)	\$10.00	\$10.00
Riding Arena (per arena, per day)	\$25.00	\$25.00
Picnic Shelter / Pavilion Reserved Rentals	FY 23 Current	FY 24 Proposed
Large Pavilion (Ocean Pier) - Full Day:		
Resident	\$150.00	N/A
Non-Resident	\$200.00	N/A
Medium Pavilion (Vilano Beach and Vilano Pier) - Full Day:		
Resident	\$75.00	\$75.00
Non-Resident	\$100.00	\$100.00
Small Pavilion (on Park premises) - 4 Hours:		
Resident	\$30.00	\$30.00
Non-Resident	\$40.00	\$40.00
Programs	FY 23 Current	FY 24 Proposed
General Program Fees (per participant)		
Introductory	\$100.00	\$100.00
Intermediate	\$150.00	\$150.00
Advanced	\$170.00	\$170.00
Expert	\$200.00	\$200.00
Enrichment Program Fees (per participant)		
2 Day weekly program	\$10.00	\$10.00
3 Day weekly program	\$15.00	\$15.00
5 Day weekly program	\$30.00	\$30.00
Club Rec Fee		
First Child	\$50.00	\$50.00
Each Additional child	\$10.00	\$10.00
Summer Camps 7 Weeks including Activity Fees:		
Full Price	\$430.00	\$430.00
Reduced Lunch	\$330.00	\$330.00
Free Lunch	\$230.00	\$230.00
Youth Basketball	\$40.00	\$40.00
Adult Fitness Program Fee	\$20.00	\$20.00
Park Naturalist Speaker	\$30.00	\$30.00
Park Naturalist Instructor (2 hour class)	\$125.00	\$125.00
Transportation	\$100.00	\$100.00
Counselor in Training	\$60.00	\$60.00
Adult Sports Fees		
Umpire/Referee per game (per umpire/referee)	\$30.00	\$30.00
Teams Awards Fee (per team)	\$25.00	\$25.00
Maintenance Surcharge Fee - Co-Ed/Church League Adult Softball (min 14/ 25 players total per roster)	\$280.00	\$280.00
Maintenance Surcharge Fee - Adult Softball League (12 players max)	\$240.00	\$240.00
Independent Sports Association Team Registration Fee:	\$15.00	\$15.00
Softballs (per ball)	\$5.00	\$5.00
Beach Volleyball (per player)	\$50.00	\$50.00
Maintenance Surcharge Fees		
6 player roster	\$120.00	\$120.00
8 player roster	\$160.00	\$160.00
10 player roster	\$200.00	\$200.00
Recreation Programming fees will be determined by a cost analysis of the specific program based on the minimum number of participants that can register; programs with fees that exceed \$450 will require board approval		
Park Fees	FY 23 Current	FY 24 Proposed
Event Support Staff	Actual cost of staff time per hour on site	Actual cost of staff time per hour on site
Tournament Fees - Per 1 to 4 Fields / Per Chronological Day: (12:01 AM -12:00 AM) - Games/Events Cannot begin prior to 5 a.m. and must end by 10 p.m.		
Resident	\$200.00	\$200.00
Non-Resident	\$600.00	\$600.00
Camps/Clinics:	Facility/Field rental rates apply	Facility/Field rental rates apply
Youth Partner Organizations		
Per Season		
Resident	\$20.00	\$20.00
Non-Resident	\$40.00	\$40.00
Adult Residents		
Hourly w/o Lights	\$25.00	\$25.00
Hourly w/ Lights	\$30.00	\$30.00
Per person	\$10.00	\$10.00

Park Fees continued	FY 23 Current	FY 24 Proposed
Adult Non-Residents		
Hourly w/o Lights	\$25.00	\$25.00
Hourly w/ Lights	\$30.00	\$30.00
Per person	\$20.00	\$20.00
Youth Residents		
Hourly w/o Lights	\$25.00	\$25.00
Hourly w/ Lights	\$30.00	\$30.00
Per person	\$5.00	\$5.00
Youth Non-Residents		
Hourly w/o Lights	\$25.00	\$25.00
Hourly w/ Lights	\$30.00	\$30.00
Per person	\$10.00	\$10.00
Special Event Permits:		
Alpine Groves Field by the River		
Resident	\$200.00 Per 6 Hours	\$200.00 Per 6 Hours
Non-Resident	\$300.00 Per 6 Hours	\$300.00 Per 6 Hours
For Minor Impact Events (up to 200 participants):		
Wedding	\$100.00	\$100.00
Photography	\$50.00	\$50.00
Media Filming	\$250.00	\$250.00
Sporting Events	\$200.00	\$200.00
Other events	\$50.00	\$200.00
(for Vilano Pier, Pier Park, and Shands, and Park Rentals)		
Parking Lot Fee for Minor Impact Events	N/A	\$50.00
For Major Impact Events (up to 200 participants):		
Wedding	\$200.00	\$200.00
Photography	\$50.00	\$50.00
Media Filming	\$350.00	\$350.00
Sporting Events	\$300.00	\$300.00
Other events	\$100.00	\$300.00
(for Vilano Pier, Pier Park, and Shands, and Park Rentals)		
Parking Lot Fee for Major Impact Events	N/A	\$100.00
Beach Volleyball Courts - Per Hour / Per Two Courts:		
Without Lights:		
Resident	\$15.00	\$15.00
Non-Resident	\$25.00	\$25.00
With Lights:		
Resident	\$20.00	\$20.00
Non-Resident	\$35.00	\$35.00
Tennis / Paddle Tennis Courts - Per Hour / Per Two One Courts:		
Without Lights:		
Resident	\$8.00	\$8.00
Non-Resident	\$13.00	\$13.00
With Lights:		
Resident	\$10.00	\$10.00
Non-Resident	\$18.00	\$18.00
Kayak Trips		
Provides Own Equipment Resident	\$20.00	\$20.00
Provides Own Equipment Non-Resident	\$30.00	\$30.00
Use of County Equipment Resident	\$40.00	\$40.00
Use of County Equipment Non-Resident	\$50.00	\$50.00
Group Rate (2 adults & 2 youth under 18)	\$100.00	\$100.00
Kayak Training Course (per person)	\$80.00	\$80.00

County Fairgrounds

Fairgrounds Fees	FY 23 Current	FY 24 Proposed
Rental Deposit:		
Public Event	1/2 of Basic Rental Fee*	1/2 of Basic Rental Fee*
Private Event	Total due with Application	Total due with Application
Non-refundable Reservation Fee	\$75.00	\$75.00
Event Support Staff	Actual cost of staff time per hour on site	Actual cost of staff time per hour on site
Cleaning Fee:		
Public Event	\$200.00	\$200.00
Private Event	\$75.00	\$75.00
Dumpster Fee:		
Public Event (500 attendees or more)	must supply own dumpster	must supply own dumpster
Public Event (499 attendees and under)	\$100.00	\$100.00
Private Event	\$50.00	\$50.00
Primitive Camping - per site per day:		
Resident	\$5.00	\$5.00
Non-Resident	\$10.00	\$10.00
RV Hookup / Camping - per site per day:		
Resident	\$20.00	\$20.00
Non-Resident	\$30.00	\$30.00
Basic Rental Fees:		
Exhibit Building - per day:		
Resident	\$275.00	\$275.00
Non-Resident	\$450.00	\$450.00
Meeting House - per day:		
Resident	\$75.00	\$75.00
Non-Resident	\$100.00	\$100.00
Arena - per day:		
Resident	\$275.00	\$275.00

Fairgrounds Fees continued	FY 23 Current	FY 24 Proposed
Non-Resident	\$450.00	\$450.00
Total Facility - per day:		
Resident	\$600.00	\$600.00
Non-Resident	\$1,000.00	\$1,000.00
Lighting for nighttime events - per hour	\$25.00	\$25.00
Parking Lot:		
Full	\$300.00	\$300.00
1/2 Full	\$150.00	\$150.00
Ticketed Events - Facility Fee per ticket	\$1.00	\$1.00
Event Support Staff	Actual Cost of Staff Time per hour on	Actual Cost of Staff Time per hour on
* 50% of basic rental fee due upon booking. Remainder of basic rental fee, grounds fees and other charges are due upon close of the event.		

Cultural Events Fees

St. Augustine Amphitheatre Rental Fees	FY 23 Current	FY 24 Proposed
Facility Rental - Full Day (7:00 AM - Midnight):*		
Ticketed Events	12% of Net Ticket Sales with a minimum of \$4,500.00 and a maximum of \$10,000.00	N/A
Non-Ticketed Events	\$4,500.00	N/A
Not For Profit & Government Ticketed Event (Ticketmaster tickets)	\$1,500.00	N/A
Not For Profit & Government Non-Ticketed Event	\$3,500.00	N/A
Conference Room Only		
For Profit Event	\$1,200 for 6hrs (\$75 each additional hr)	N/A
Not For Profit & Government Event	\$600 for 6hrs (\$75 each additional hr)	N/A
Pavilion & Deck Only		
For Profit Event	\$1,500 for 6hrs (\$100 each additional hr)	N/A
Not For Profit & Government Event	\$700 for 6hrs (\$50 each additional hr)	N/A
Conference Room, Pavilion & Deck		
For Profit Event	\$2,100 for 6hrs (\$150 each additional hr)	N/A
Not For Profit & Government Event	\$800 for 6hrs (\$100 each additional hr)	N/A
Rehearsal Day and/or Load In / Out Day: Applies to entire Amphitheatre rental only		
For Profit Event (per day)	\$2,000.00	N/A
Not For Profit & Government Event (per day)	\$750.00	N/A
Rental Packages		
Banquet (60 inch round table, chairs, linens, buffet tables)	\$600.00 flat fee	N/A
Cocktail (hi-top tables, linens, buffet tables)	\$500.00 flat fee	N/A
Banquet & Cocktail Combo (60 inch round tables, hi-top tables, chairs, linens, buffet tables)	\$800.00 flat fee	N/A
Sound, Lights and Audio/Video:		
House Lights, Spots and Sound	Must Get 1 Local Quote	N/A
House Video Projection & Screen	Must Get 1 Local Quote	N/A
Basic Event Parking Charge (May change with circumstances; sales tax included)	\$20.00	N/A
Facility Fee Surcharge** (per ticket sold)	up to \$5.25 per ticket	N/A
Community Fee: (sales tax denoted on ticket)	up to \$8.00 per ticket	N/A
Rental Tax For Profit	applicable sales tax	N/A
Rental Tax Not For Profit	N/A with 501(c)(3) document on file	N/A
Event Staffing: (4 hour minimum applies unless otherwise noted)		
Box Office Staff (3 Staff Minimum)	\$50.00 per staff per hour	N/A
Police - SAPD	\$35.00/hr per officer, number of officers dictated by facility	N/A
Fire Services:		
Fire Engine and (3) Firefighters	\$165.00 / hr.	N/A
Ambulance and (2) EMT's (3 Hour Minimum)	\$165.00 / hr.	N/A
Inspector / Investigator (each)	\$65.00 / hr.	N/A
Sheriff PSA's (2 Sheriff Minimum)	\$33.00/hr per officer, \$35.00/hr per supervising officer, number of officers dictated by facility	N/A
T-Shirt Security:		
Supervisor	Local Rates Apply	N/A
Security Guard	Local Rates Apply	N/A
Ticket Taker	Local Rates Apply	N/A
Parking Staff	Local Rates Apply	N/A
Stagehands	Local Union Rates Apply	N/A
Pressure Wash	Local Rates Apply	N/A
Clean Up/Janitorial Services: (per day)		
Entire Facility (For Profit & Not For Profit)	\$980 minimum, additional fees may apply	N/A
Conference, Pavillion & Deck (For Profit & Not For Profit)	\$150 minimum, additional fees may apply	N/A

St. Augustine Amphitheatre Rental Fees continued	FY 23 Current	FY 24 Proposed
Engineer - Audio & Video	\$35.00 per hour	N/A
Engineer - House Lights	\$35.00 per hour	N/A
Engineer - Spot Light	Local Union Rates Apply	N/A
Engineer - Sound	\$35.00 per hour	N/A
Shuttle Driver	\$300 per bus	N/A
Performance Licensing:		
ASCAP	0.4% per net ticket sales	N/A
BMI	0.3% per net ticket sales	N/A
SESAC	0.25% per net ticket sales	N/A
Additional Fees:		
Crash Barricades:		
For Profit Event	\$1,200.00 per event day	N/A
Not For Profit Event	\$600.00 per event day	N/A
Damage Fees	Face value of item(s) damaged + service fees	N/A
Credit Card Fees	0.05% Box Office Only	N/A
Chair Rental - (includes set-up of approx. 400)		
For Profit Event	\$100.00 per day	N/A
Not For Profit Event	Free with Rental	N/A
Internet & Telephone:		
For Profit Event	\$400.00	N/A
Not For Profit Event	Free with Rental	N/A
Piano Tuner	\$150.00 per tuning	N/A
Fork Lift:		
For Profit Event	\$500.00	N/A
Not For Profit Event	\$300.00	N/A
Boom Lift:		
For Profit Event	\$400.00	N/A
Not For Profit Event	Free with Rental	N/A
Porto lets	\$500.00 per day	N/A
Risers:		
For Profit Event	\$150.00 / section	N/A
Not For Profit Event	\$75.00 / section	N/A
Runner (Not available past 11:00 pm)	\$150.00 per event day	N/A
Merchandise Seller (Not available past 11:00 pm) For Profit Events Only	\$100.00 per event day	N/A
Ticket Set-Up	\$100.00 per event day	N/A
Towels	\$200.00 per event day	N/A
Smoking Backstage Fee	\$250.00 fee per incident	N/A
Curfew Fee	\$5,000 fee for every 5 min. past strict 10:00pm on weekdays & 10:30pm on weekends curfew	N/A
FOH Staff for Co-Promoted Events Only	\$700.00 per event day	N/A
Ushers for Co-Promoted Events Only	\$1,000.00 per event day	N/A
* Full Day rental Fee includes: Full use of the venue excluding Administrative and staff offices, on-site parking lot, 1 (one) on-site facility manager, trash services, bicycle barricades, facility tables, facility 10x10 tents, event information on venue website, event info on venue marquee 1 week before event.		
**Facility Fee Surcharge supports the St. Johns County Cultural Events Division operation. The Facility Fee Surcharge must be included within the advertised ticket prices. The surcharge will be added to all event tickets sold.		
All rates are subject to overtime rates, minimum staff requirements, taxes and additional fees.		
ADDITIONAL FEES MAY APPLY DEPENDING ON THE EVENT. Please call the St. Augustine Amphitheatre's Business Manager for more details (904)209-3750.		
Note: The County Administrator is authorized to determine what fees may be vested based on prior applications except as otherwise provided by prior Resolution or Ordinance.		
Ponte Vedra Concert Hall Rental Fees		
	FY 23 Current	FY 24 Proposed
Facility Rental:		
Ticketed Events (Ticketmaster)	\$1,500.00 per day	N/A
Non-Ticketed Events (8 hour rental)	\$1,500.00 per day	N/A
Not For Profit & Government Ticketed Event (Ticketmaster)	\$700.00 per day	N/A
Not For Profit & Government Non-Ticketed Event	\$700.00 per day	N/A
Rehearsal Day and/or Load In / Out Day:		
For Profit Event (4 hour rental)	\$750.00	N/A
Not For Profit & Government Event (4 hour rental)	\$350.00	N/A
Additional Rental Time	\$100.00 per hour	N/A
Facility Fee Surcharge* (per ticket sold)	up to \$3.75 per ticket	N/A
Community Fee: (sales tax denoted on ticket)	up to \$5.00 per ticket	N/A
Rental Tax For Profit	applicable sales tax	N/A
Rental Tax Not For Profit	N/A with 501(c)(3) document on file	N/A
Event Staffing:** (4 hr. minimum applies unless otherwise noted)		
Box Office Staff (2 staff minimum)	\$50.00 per hour	N/A
EMT's / Fire Rescue (2 staff minimum)	\$165.00 per hour	N/A
Clean Up / Janitorial Services	\$450.00 minimum, additional fees	N/A
Engineer - Audio & Video	\$35.00 per hour	N/A
Engineer - House Lights	\$35.00 per hour	N/A
Engineer - Spot Light	Local Union Rates Apply	N/A
Engineer - Sound	\$35.00 per hour	N/A
Front of House Staff	\$25.00 per hour	N/A
Merchandise Seller*	\$100.00 per event day	N/A
Piano Mover	Local Rates Apply	N/A
Piano Tuner	Local Rates Apply	N/A
Production Assistant***	\$200.00 per event day	N/A
Runners (available only with co-promote events, available until 12 am. If runner needed past 12 am, an additional day may be charged)	\$150.00 per event day	N/A

Ponte Vedra Concert Hall Rental Fees continued		
	FY 23 Current	FY 24 Proposed
Sheriff PSA	\$33.00/hr per officer, \$35.00/hr per supervising officer, number of officers dictated by facility	N/A
Shuttle Driver and Van***	\$280.00 per event day	N/A
Stagehands	Local Union Rates Apply	N/A
Stage Manager / Back of House Manager	\$25.00 per hour	N/A
T-Shirt Security:		
Supervisor	Local Rates Apply	N/A
Security Guard	Local Rates Apply	N/A
Ticket Taker	Local Rates Apply	N/A
Parking Staff	Local Rates Apply	N/A
Performance Licensing:		
ASCAP	0.80%	N/A
BMI	0.30%	N/A
SESAC	.0025 per ticket	N/A
Sound, Lights and Audio/Video:		
AV (40 ft. screen on stage and projector)		
For Profit Event	\$300.00 per event day	N/A
Not For Profit & Government Event	\$200.00 per event day	N/A
Lights - Console		
For Profit Event	\$150.00 per event day	N/A
Not For Profit & Government Event	\$75.00 per event day	N/A
Lights - Spots		
For Profit Event	\$150.00 per spot, per event day	N/A
Not For Profit & Government Event	\$75.00 per spot, per event day	N/A
Lights - Stage		
For Profit Event	\$350.00 per event day	N/A
Not For Profit & Government Event	\$150.00 per event day	N/A
Sound - System		
For Profit Event	\$450.00 per event day	N/A
Not For Profit & Government Event	\$200.00 per event day	N/A
Additional Fees:		
Crash Barricade (includes set-up & breakdown)	\$500.00 per event day	N/A
Credit Card Fees Ticketing	4% Box Office Only	N/A
Hair & Makeup***	Local Rates Apply	N/A
Insurance		
For Profit Event	\$0.55 per person or Promoters Insurance Rate	N/A
Not For Profit & Government Event	Must be provided by renter	N/A
Internet Access	\$100.00 per event day	N/A
Risers (includes set-up & breakdown)		
For Profit Event	\$150.00 per event day	N/A
Not For Profit & Government Event	\$50.00 per event day	N/A
Runway Rental (includes setup and dismantle)	\$100.00 flat fee	N/A
Telephones	\$75.00 per event day	N/A
Ticket Set-Up	\$75.00 per event day	N/A
Towels	\$75.00 per event day	N/A
Venue Chairs (includes set-up & breakdown)		
For Profit Event	\$2.00 per chair	N/A
Not For Profit & Government Event	\$1.00 per chair	N/A
Damage Fees	Face value of item(s) damaged + service fees	N/A
*Facility Fee Surcharge supports the St. Johns County Cultural Events Division operation. The Facility Fee Surcharge must be included within the advertised ticket prices. The surcharge will be added to all event tickets sold.		
**All event staffing subject to overtime rates, minimum staff requirements and additional fees.		
***Available only with Co-Promote events.		
Social Use Fees:		
For Profit-Table Package-Venue Chairs, 6ft. Round Tables and Linens (must use venue rental items)	\$400.00 flat fee	N/A
Not For Profit-Table Package-Venue Chairs, 6ft. Round Tables and Linens (must use venue rental items)	\$300.00 flat fee	N/A
For Profit-Chair Package- up to 480 chairs includes set up and breakdown	\$400.00 flat fee	N/A
Not For Profit-Chair Package- up to 480 chairs includes set up and breakdown	\$250.00 flat fee	N/A
Dance Floor	\$200.00	N/A
* Cancellation Policy: Cancellation of a confirmed Event will result in a 100% loss of deposit, 50% of the base usage fee.		

Agricultural Center

Agricultural Center Auditorium Fees	FY 23 Current	FY 24 Proposed
Deposit (\$50 of which is non-refundable)	\$550.00	\$550.00
Hourly Usage Charge - This fee includes a security person and will be charged during the hours of the event.	\$75.00 / hr.	\$75.00 / hr.
Hourly Usage Charge - This fee includes a security person and will be charged before and after the hours of the event.	\$25.00 / hr.	\$25.00 / hr.
Trip Charge for Security	\$5.00	\$5.00
Tax on Total Charge (as applicable)	applicable sales tax	applicable sales tax

North West Annex

North West Annex Conference Room Fees	FY 23 Current	FY 24 Proposed
Hourly Usage Charge - This fee includes Security	\$25.00 per hour	\$25.00 per hour
Tax on Total Charge (as applicable)	applicable sales tax	applicable sales tax

Emergency Medical Services

Fee Schedule	FY 23 Current	FY 24 Proposed
Basic Life Support (BLS) Ambulance	\$550.00	\$600.00
Advanced Life Support (ALS1) Ambulance	\$650.00	\$700.00
Advanced Life Support (ALS2) Ambulance	\$750.00	\$800.00
Mileage	\$12.00 / mile	\$14.00 / mile

Medical Examiner

Fee Schedule	FY 23 Current	FY 24 Proposed
Pre-cremation / Death Certificate Verification Fee	\$50.00	\$50.00

Public Health Unit

Primary Care Services / Dental Services	FY 23 Current	FY 24 Proposed
<p>Primary Care and Dental fees are derived yearly from the usual and customary rate established by Medicare. There are 7 Sliding Fee Categories, which are based on a percent in relation to the poverty rate. Client financials are conducted not less than twice per year, which determines the appropriate category to place the client. This income based sliding fee scale is applied to the usual and customary rate of Medicare at 110%. Services are not denied on the basis of client's inability to pay.</p>		

Environmental Health Fees (Ord. No. 82-2)	FY 23 Current	FY 24 Proposed
Public Water Systems Service	\$100.00 annual fee	\$100.00 annual fee
Well Construction Permits:		
A. Potable Well Permits	\$35.00-	N/A
B. Non-potable Well Permit	\$50.00-	N/A
C. Well Abandonment Permit (Includes Inspection)	\$50.00-	N/A
D. Well Variance Application	\$50.00	\$50.00
E. Public Supply Wells	\$150.00	\$150.00
Food Service Establishments		
A. Temporary Food Service Operations (per each three days)		
1-3 vendors	\$50.00	\$50.00
 4-6 vendors	\$50.00-	N/A
over 6 vendors	\$75.00	\$75.00
Temp Food Service Application Review	\$25.00	\$25.00
Application Review	\$25.00 per application	\$25.00 per application
Group Care Facilities, excluding foster homes & without Food Service	\$100.00	\$100.00
Foster Homes	\$100.00	\$100.00
Adult Family Care Center	\$100.00	\$100.00
Child Care Center	\$150.00	\$150.00
Child Care Center with Food Service and DCF License	\$235.00-	N/A
Schools	\$100.00	\$100.00
Assisted Living Facility	\$100.00	\$100.00
Residential Group Home	\$100.00	\$100.00
Other Residential Facility	\$100.00	\$100.00
Onsite Sewage Disposal System	\$175.00 per permit	\$175.00 per permit
Swimming Pools	\$100.00	\$100.00
Comprehensive Emergency Management Plan (CEMP) Review:		
Annual CEMP Review	\$60.00	\$30.00
 Annual CEMP Re-evaluation (per-re-evaluation)	\$30.00-	N/A
Vital Statistics	FY 23 Current	FY 24 Proposed
Death Certificates	\$10.00	\$10.00
Birth Certificates	\$15.00	\$15.00
 Expedite Mailing Fee (rush orders)	\$10.00	\$10.00

Building Department

Building Services Fees F.S. 553-80	FY 23 Current	FY 24 Proposed
Permit Issuance Fees	\$14.00	\$14.00
Permit Extension Fee (Building, Electrical, Plumbing, Mechanical and Irrigation)	\$37.00	\$37.00
Total Valuation of Building:		
\$1,001 to \$50,000	Minimum of \$19.00 or \$11.00 for the first \$1,000 plus \$2.63 for each additional thousand or fraction thereof, to and including \$50,000.	Minimum of \$19.00 or \$11.00 for the first \$1,000 plus \$2.63 for each additional thousand or fraction thereof, to and including \$50,000.
\$50,001 to \$100,000	\$140.00 for the first \$50,000 plus \$2.10 for each additional thousand or fraction thereof, to and including \$100,000.	\$140.00 for the first \$50,000 plus \$2.10 for each additional thousand or fraction thereof, to and including \$100,000.
\$100,001 to \$500,000	\$246.00 for the first \$100,000 plus \$1.58 for each additional thousand or fraction thereof, to and including \$500,000.	\$246.00 for the first \$100,000 plus \$1.58 for each additional thousand or fraction thereof, to and including \$500,000.
\$500,001 and up	\$879.00 for the first \$500,000 plus \$1.05 for each additional thousand or fraction thereof.	\$879.00 for the first \$500,000 plus \$1.05 for each additional thousand or fraction thereof.
<p>Note: Those projects that elect to use private provider services receive a 10% reduced permit fee (reduction must be claimed prior to permit issuance)</p>		
- Second Re-submission	\$106.00	\$106.00
- Third Re-submission	4 X Original Fee	4 X Original Fee
- Minor Change and Detail	\$40.00	\$40.00
- Major Alteration	\$53.00 per hour	\$53.00 per hour
Plan Review Activity After Permitting:		
- Marking Extra "Job Copy" Set	\$53.00 per hour	\$53.00 per hour

Building Services Fees F.S. 553-80 continued	FY 23 Current	FY 24 Proposed
Plan Review Fees	One-half of the building permit fee	One-half of the building permit fee.
Note: Those projects that elect to use private provider services receive a 15% reduced plan review fee		
Transfer Permit to New Contractor or New Site	\$53.00	\$53.00
Forensic Inspection	\$106.00	\$106.00
Moving of Building Application Fee	\$106.00 + \$53.00 Pre-inspection	\$106.00 + \$53.00 Pre-inspection
Safety Inspection	\$37.00	\$37.00
Travel Reimbursement for Inspection of Homes Outside the County Moving to St. Johns County	Current St. Johns County Rate	Current St. Johns County Rate
Penalties	Double the applicable fee + \$200.00	Double the applicable fee + \$200.00
Project Status Verification/Technical Assistance	actual cost	actual cost
Occupancy / Use Classification Evaluation	\$53.00	\$53.00
Refund for Active Building Permits:		
- Prior to First Inspection	50% of Permit Fee	50% of Permit Fee
- After First Inspection	0% Refund	0% Refund
Administrative Research Fee	\$56.00	\$56.00
Demolition Fee:		
Residential	\$26.00	\$26.00
Commercial	\$45.00	\$45.00
Inspection / Re-inspection Fee	\$53.00	\$53.00
Extra Inspection (uncorrected re-inspection items)	Double Previous Fee	Double Previous Fee
Temporary Certificate of Occupancy / Residential	\$53.00	\$53.00
Local Product Approval	Actual Cost	Actual Cost
Temporary Certificate of Occupancy / Commercial	\$106.00	\$106.00
After Hours Inspection with Building Official Approval	\$200.00 & Building Official Approval	\$200.00 & Building Official Approval
Mobile Home Fees F.S. 553-80	FY 23 Current	FY 24 Proposed
Move-on Site Permit	\$140.00	\$140.00
Penalty for Move-on Site Without Permit	Double the applicable fee + \$100.00	Double the applicable fee + \$100.00
Re-inspection Fee (3 rd & subsequent inspection)	\$53.00	\$53.00
Refund or Transfer Permit	\$22.00	\$22.00
Permit Reactivation Fee	\$53.00	\$53.00
Review 3 rd Party Certification	\$40.00	\$40.00
Electrical Permit Fees F.S. 553-80	FY 23 Current	FY 24 Proposed
Permit Issuance Fee	\$11.00	\$11.00
Field Inspection Only Residential	\$37.00	\$37.00
Simple Permanent Service or Feeder Panel	\$24.00	\$24.00
Construction Temporary Service	\$24.00	\$24.00
Transfers of Permit	\$22.00	\$22.00
Refund/Cancellation of Permit	\$22.00	\$22.00
Re-inspection Fee	\$53.00	\$53.00
Service Change / Increase Amps	\$19.00 + Additional \$42.00 if > 800 amps	\$19.00 + Additional \$42.00 if > 800 amps
Service Change / Repair to Same Size	\$24.00	\$24.00
Existing System Additional Branch Circuits, includes 1 & 2 Family units	\$24.00 + \$5.00 each additional unit	\$24.00 + \$5.00 each additional unit
Amps – per main service panel/upgrade		
0 - 150	\$48.00	\$48.00
151 - 400	\$70.00	\$70.00
401 - 1000	\$108.00	\$108.00
1,001 and over	\$0.105 per amp	\$0.105 per amp
Amps per feeder panel (exempt single-family and two family structures only)		
0 - 150	\$48.00	\$48.00
151 - 400	\$70.00	\$70.00
401 - 1000	\$108.00	\$108.00
1,001 and over	\$0.105 per amp	\$0.105 per amp
Penalty for starting without permit	Double the applicable fee + \$100.00	Double the applicable fee + \$100.00
Plumbing Permit Fees F.S. 553-80	FY 23 Current	FY 24 Proposed
Permit Issuance Fee	\$11.00 with a minimum permit fee of \$35.00	\$11.00 with a minimum permit fee of \$35.00
Plus the following when provided:		
For each plumbing fixture, floor drain or trap	\$4.00	\$4.00
For each house sewer	\$4.00	\$4.00
For each house sewer having to be replaced or repaired	\$4.00	\$4.00
For each water heater and/or vent	\$1.90	\$1.90
For installation, alteration, or repair of water piping and/or water treating equipment	\$4.00	\$4.00
For repair or alteration of drainage or pipe venting	\$4.00 + \$3.50 per additional unit	\$4.00 + \$3.50 per additional unit
For vacuum breakers or backflow protective devices installed subsequent to the installation of the piping and or equipment served:		
- One to five	\$1.90	\$1.90
- Six or greater	\$1.10 each	\$1.10 each
Re-inspection Fee	\$53.00	\$53.00
Refund Fee	\$22.00	\$22.00
Transfer Fee	\$22.00	\$22.00
Starting work without a permit	Double the applicable fee + \$100.00	Double the applicable fee + \$100.00
Swimming Pool Fees F.S. 553-80	FY 23 Current	FY 24 Proposed
Permit Issuance	\$11.00	\$11.00
Refund fee	\$22.00	\$22.00
Transfer fee	\$53.00	\$53.00
For each swimming pool:		
Public pool	\$175.00	\$175.00
Residential pools/Spas:		

Swimming Pool Fees F.S. 553-80 continued		
	FY 23 Current	FY 24 Proposed
- In ground	\$175.00	\$175.00
- Above ground	\$26.00	\$26.00
Alteration or repair requiring inspection	\$26.00	\$26.00
Re-inspection Fee	\$53.00	\$53.00
Irrigation Permit Fees F.S. 553-80		
	FY 23 Current	FY 24 Proposed
Permit Issuance	\$11.00 with a minimum permit fee of \$35.00	\$11.00 with a minimum permit fee of \$35.00
Sprinkler heads:		
First 50 heads/emitters/devices	\$19.00	\$19.00
Each additional head/emitter/device over 50	\$0.175 per head	\$0.175 per head
Refund fee	\$22.00	\$22.00
Transfer fee	\$22.00	\$22.00
Starting work without a permit	Double the applicable fee + \$100.00	Double the applicable fee + \$100.00
Re-inspection Fee	\$50.00	\$50.00
Gas Permit Fees F.S. 553-80		
	FY 23 Current	FY 24 Proposed
Permit Issuance	\$11.00 with a minimum permit fee of \$35.00	\$11.00 with a minimum permit fee of \$35.00
Piping Inspection	\$4.00 - 1 to 4 outlets,	\$4.00 - 1 to 4 outlets,
Inspection of conversion burners, floor furnaces, incinerators, boilers or central heating or air conditioning,	\$4.00 - 1 st Unit, \$1.00 each add'l. unit	\$4.00 - 1 st Unit, \$1.00 each add'l. unit
Inspection of vented wall furnaces or water heaters	\$1.90 - 1 st Unit,	\$1.90 - 1 st Unit,
Re-inspection Fee	\$53.00	\$53.00
Starting work without a permit	Double the applicable fee + \$100.00	Double the applicable fee + \$100.00
Refund fee	\$22.00	\$22.00
Transfer fee	\$22.00	\$22.00
Contractor Certification Fees F.S. 553-80		
	FY 23 Current	FY 24 Proposed
Application and Renewal Fees:		
Active Contractor:		
Application/Test Fee	\$55.00	\$55.00
Class I - Biennial	\$106.00	\$106.00
Class II - Biennial	\$106.00	\$106.00
Class III - Biennial	\$106.00	\$106.00
Journeymen - Biennial	\$50.00	\$50.00
Late Fee for certification renewal (within 90 days)	\$50.00	\$50.00
Late fee for certification renewal (within 12 months)	\$106.00	\$106.00
Retention of Certificate when on Inactive Status	\$35.00	\$35.00
Reciprocity Letter	\$30.00	\$30.00
Reinstatement Fee	\$106.00	\$106.00
Duplicate Card	\$15.00	\$15.00
Contractor Status Letter	\$56.00	\$56.00
Mechanical Permit Fees F.S. 553-80		
	FY 23 Current	FY 24 Proposed
Permit Issuance	\$11.00 with a minimum permit fee of \$35.00	\$11.00 with a minimum permit fee of \$35.00
Inspection of heating, ventilation, ductwork, air-conditioning and refrigeration systems, including repairs, alterations and additions to an existing system		
Valuation:		
- \$0 - 5,000	\$24.00	\$24.00
- \$5,001 and above	\$19.00 plus \$2.00 for each add'l \$1,000	\$19.00 plus \$2.00 for each add'l \$1,000
Inspection of repairs, alterations, and additions to an existing system	see above	see above
Inspecting Boilers (based on Btu input):		
- 33,000 Btu (1 BHP) to 165,000 (5 BHP)	\$24.00	\$24.00
- 165,001 Btu (5 BHP) to 330,000 (10 BHP)	\$24.00	\$24.00
- 330,001 Btu (10 BHP) to 1,165,000 (52 BHP)	\$26.00	\$26.00
- 1,165,001 Btu (52 BHP) to 3,300,000 (98 BHP)	\$30.00	\$30.00
- Over 3,300,000 Btu	\$34.00	\$34.00
Temporary operation inspection	\$37.00	\$37.00
Re-inspection Fee	\$37.00	\$37.00
Starting work without a permit	Double the applicable fee + \$100.00	Double the applicable fee + \$100.00
Refund fee	\$22.00	\$22.00
Transfer fee	\$22.00	\$22.00
In all buildings, except one and two family dwellings, where self-contained air conditioning units of less than two tons are to be installed, the fee charged shall be the total cost of all units combined.		
Solar Permit Fees F.S. 553-80		
	FY 23 Current	FY 24 Proposed
Permit Issuance	\$11.00 with a minimum permit fee of \$35.00	\$11.00 with a minimum permit fee of \$35.00
Thermal Permit	\$24.00	\$24.00
Photovoltaic Permit	\$24.00	\$24.00
Plan Review Fee	\$37.00 per hour	\$37.00 per hour
Refund Fee	\$22.00	\$22.00

Solar Permit Fees F.S. 553.80 continued	FY 23 Current	FY 24 Proposed
Transfer Fee	\$22.00	\$22.00
Inspection Fee	\$53.00	\$53.00
Starting work without a permit	Double the applicable fee + \$100.00	Double the applicable fee + \$100.00

Growth Management Services Department

General Fees	FY 23 Current	FY 24 Proposed
Land Development Code	actual cost	actual cost
Ponte Vedra Zoning District Ordinance	actual cost	actual cost
Comprehensive Plan:		
Adoption Document	actual cost	actual cost
Background elements	actual cost	actual cost
Comprehensive Plan Maps	actual cost	actual cost
Development Review Manual	actual cost	actual cost
Standards and Detail Manual	actual cost	actual cost
Copies exceeding 11" x 14"	\$5.00	\$5.00
Certified copies	\$1.00 per page	\$1.00 per page
Response letters to verify status of project, development orders, comprehensive plan consistency, concurrency zoning confirmation, development analysis, use determination, and/or data research	\$58.00 per hour – with a two hour minimum	\$58.00 per hour – with a two hour minimum
Confirmation letters for Jurisdictional agencies (FDEP, SJRWMD, etc.)	\$22.00	\$22.00
Certificate for Home Office, Rural Industry or Business Office (includes Change of Use)	\$22.00	\$22.00
Open Code Enforcement Violations/Lien Request Fee	\$58.00	\$58.00
Registered Architectural Review Association Application/Renewal	\$300.00	\$300.00
Administration-waivers-Administrative Waivers	\$107.00	\$107.00
Administrative Interpretations	\$109.00 per hour with a two hour	\$109.00 per hour with a two hour
Continuance of Public Hearing requested by Applicant	N/A	\$200.00
Applicants are responsible to pay the full cost of re-advertising continued items when the applicant has requested or caused the continuance. Applicants will be billed this cost.		
Non-zoning variances (includes GIS & Fire Fee)	\$587.00 plus the actual cost of advertising	\$612.00 plus the actual cost of advertising
Appeals (includes GIS Fee)	\$373.00 plus the actual cost of advertising	\$373.00 plus the actual cost of advertising
Text Amendment to Land Development Code	N/A	\$1,000.00 plus the actual cost of advertising
Flood damage prevention variance appeals	\$283.00 plus the actual cost of advertising	\$283.00 plus the actual cost of advertising
Resubmittal Fees for expired applications 180 days or more (excluding Building Permit applications). *substantial changes to a project requires submission of a new application	50% of original application fee	50% of original application fee
Refunds for applications (excluding Building Permit applications):		
Prior to any review activity	100% refunded less \$20.00 processing fee	100% refunded less \$20.00 processing fee
After processing, but prior to completion of 1st Review	50% refunded	50% refunded
After completion of 1 st Review	0% refunded	0% refunded
Note: Those projects that have been designated as Affordable Housing by the St. Johns County Housing & Community Services Division may receive a 25% reduction for all land development application review fees except Clearance Sheet and Building Services fees		
Adult Arcade Amusement Center		
Machine License Fee	\$68.00 per Machine	\$68.00 per Machine
Appeals	\$1,558.00	\$1,558.00
Electronic Game Promotions		
Application Fee	\$260.00	\$260.00
Machine License Fee	\$52.00 per piece of Electronic Equipment	\$52.00 per piece of Electronic Equipment
Transfer to New Owner	\$519.00	\$519.00
Transfer to New Premises	\$519.00	\$519.00
Appeals	\$1,558.00	\$1,558.00
Zoning – General Application Fees		
Special Use Permits:		
Minor Review (Per Development Review Manual Section 18.01) excluding the cost of public advertising (includes GIS fee). This fee may also apply to Minor Modifications that qualify as a Minor Special Use Permit.	\$364.00 plus the cost of advertising	\$364.00 plus the cost of advertising
Minor Review-Mobile Homes / Erection of more than one main-use structure / Horses, ponies in residential districts / home-occupation/one and two-family residential/ churches /psychics, etc. / household animal-increases/Domestic Hens-excluding the cost of public advertising (includes GIS-fee). This fee may also apply to Minor Modifications that qualify as a Minor Special Use Permit.	\$364.00 plus the cost of advertising	N/A
Major Review (all Special Uses found in Section 2.03-not listed above, includes GIS & Fire Fee)	\$575.00 plus the cost of advertising	\$600.00 plus the cost of advertising
Transfer Permit to New Owner (Alcoholic Beverage Establishments)	\$58.00 / hour with one hour minimum	\$58.00 / hour with one hour minimum
Telecommunications Tower Review (Applications requiring Public Hearing; includes GIS fee)	\$746.00 plus the cost of advertising, required consulting fees and 15% Administrative Processing Fee	\$746.00 plus the cost of advertising, required consulting fees and 15% Administrative Processing Fee
Zoning Variance:		
Combined Review-Special Use with Variance Request	\$857.00 plus the cost of advertising	N/A
Applications requiring Public Hearing (includes GIS & Fire Fee)	\$571.00 plus the cost of advertising	\$596.00 plus the cost of advertising
After the fact applications requiring Public Hearing (includes GIS & Fire Fee)	N/A	Double the application fee

Zoning - General Application Fees continued	FY 23 Current	FY 24 Proposed
Temporary Use Permits:		
A-Administrative (Section 2.02.05) (includes Fire Fee)	\$125.00	\$150.00
B-Requiring Public Hearing (Exceed limits of 2.02.05)	\$260.00 plus the cost of advertising	\$260.00 plus the cost of advertising
C-Special Event Signage Registration (Section 7.05.01)	\$22.00	\$22.00
Penalty for starting without permit	Double the application fee	Double the application fee
Applicants are responsible to pay the full cost of re-advertising continued items when the applicant has requested or caused the continuance. Applicants will be billed this cost.		
Planning - Land Development Application Fees	FY 23 Current	FY 24 Proposed
Planned Development Rezoning Pre-Applications:		
Pre-application Review for PUD, and PRD (includes existing Fire Service Fee)	\$462.00	\$462.00
Pre-application Review for PUD, and PRD within St. Johns County Utility Service Area	\$583.00	\$583.00
Rezoning Applications:		
General Zone District	\$2,218.00 plus the cost of advertising	\$2,218.00, + 10.00/acre* plus the cost of advertising
General Zone District within the St. Johns County Utility (SJCUC) Service Area	\$2,382.00 plus the cost of advertising	\$2,382.00, + 10.00/acre* the cost of advertising
Planned Unit Development (PUD) (includes existing Fire Service Fee)	\$4,008.00 + 21.00/acre* plus the cost of advertising	\$4,008.00 + 21.00/acre* plus the cost of advertising
Planned Unit Development (PUD) within St. Johns County Utility Service Area	\$4,666.00 + 21.00/acre* plus the cost of advertising	\$4,666.00 + 21.00/acre* plus the cost of advertising
Planned Rural Development (PRD)	\$2,672 + 21.00/acre* plus the cost of advertising	\$2,672 + 21.00/acre* plus the cost of advertising
PRD within St. Johns County Utility Service Area	\$3,359 + 21.00/acre* plus the cost of advertising	\$3,359 + 21.00/acre* plus the cost of advertising
Planned Development Modification Pre-Applications:		
Pre-application Review for Major Modifications to PUD or PRD (includes existing Fire Service Fee)	\$353.00	\$353.00
Pre-application Review for Major Modifications to PUD or PRD within St. Johns County Utility Service Area	\$447.00	\$447.00
Pre-application Review for Minor Modifications to PUD or PRD (includes existing Fire Service Fee)	N/A	N/A
Pre-application Review for Minor Modifications to PUD or PRD within St. Johns County Utility Service Area	N/A	N/A
Planned Development Modifications:		
Master Development Plan (Incremental) (includes existing Fire Service Fee)	\$470.00	\$470.00
Master Development Plan (Incremental) within St. Johns County Utility Service Area	\$722.00	\$722.00
Small Adjustments to PUD, PRD, PSD, or FDP (includes existing Fire Service Fee)	\$416.00	\$416.00
Minor Modification to PUD, PRD, PSD, or FDP (includes existing Fire Service Fee)	\$1,148.00 plus the cost of advertising	\$1,148.00 plus the cost of advertising
Minor Modification to PUD, PRD, PSD, or FDP within St. Johns County Utility Service Area	\$1,367.00 plus the cost of advertising	\$1,367.00 plus the cost of advertising
Major Modification to PUD & PRD (includes existing Fire Service Fee)	\$3,288.00 plus the cost of advertising	\$3,288.00 plus the cost of advertising
Major Modification to PUD & PRD within St. Johns County Utility Service Area	\$3,661.00 plus the cost of advertising	\$3,661.00 plus the cost of advertising
Major Modification to PUD & PRD that includes the addition of new land (includes existing Fire Service Fee)	\$5,428.00 plus the cost of advertising	\$5,428.00 plus the cost of advertising
Major Modification to PUD & PRD that includes the addition of new land within St. Johns County Utility Service Area	\$5,801.00 plus the cost of advertising	\$5,801.00 plus the cost of advertising
Unified Sign Plan (if separate from PUD) - Major Modification see fee above	\$571.00	\$571.00
Development of Regional Impact (DRI):		
New Development Subject to The State Coordinated Review Process (includes Fire Service Fee)	\$11,173 + \$1,558 per land use for Multi-Use Developments as specified by Chapter 28-24 F.A.C. plus the cost of advertising	\$11,173 + \$1,558 per land use for Multi-Use Developments as specified by Chapter 28-24 F.A.C. plus the cost of advertising
New Development Subject to The State Coordinated Review Process with St. Johns County Utility Service Area	\$16,247 + \$1,558 per land use for Multi-Use Developments as specified by Chapter 28-24 F.A.C. plus the cost of advertising	\$16,247 + \$1,558 per land use for Multi-Use Developments as specified by Chapter 28-24 F.A.C. plus the cost of advertising
Application of Notice of Proposed Change	N/A	N/A
DRI Modification/ Development Order Amendment with or without Notice of Proposed Change	\$3,274.00 plus the cost of advertising	\$3,274.00 plus the cost of advertising
Substantial Deviation (DRI)	\$11,173.00 plus the cost of advertising	\$11,173.00 plus the cost of advertising
Substantial Deviation (DRI) within St. Johns County Utility Service Area	\$12,462.00 plus the cost of advertising	\$12,462.00 plus the cost of advertising
DRI Land Use Conversion (DRILU)	\$58.00/hr - 2 hr minimum	\$58.00/hr - 2 hr minimum
DRI Reports	\$545.00	\$545.00
Development Agreements:		
Development Agreements	\$8,840.00	\$8,840.00
Development Agreements within St. Johns County Utility Service Area	\$11,288.00	\$11,288.00
Development Agreement Modifications	\$2,675.00	\$2,675.00
Impact Fee Agreement (If filed in conjunction with a Developers Agreement Application this fee does not apply)	\$1,070.00	\$1,070.00
Impact Fee Agreement Modification Fee (If filed in conjunction with a Developers Agreement Application this fee does not apply)	\$575.00	\$575.00
Vesting Determinations:		
Confirmation of Projects Deemed Vested	\$58.00 per hour with two hour	\$58.00 per hour with two hour
Individual Lots	\$58.00 per hour with two hour	\$58.00 per hour with two hour
PUD's/PSD's/PRD's/DRI's/Subdivisions	\$109.00 per hour with two hour	\$109.00 per hour with two hour
Extension of Vested Rights	\$58.00 per hour with two hour	\$58.00 per hour with two hour
Community Development District Applications:		
Community Development District Applications	\$16,370.00	\$16,370.00

Planning - Land Development Application Fees continued	FY 23 Current	FY 24 Proposed
Amendment to Expand, Contract or Terminate an approved Community Development District	\$1,558.00	\$1,558.00
Special Districts:		
Overlay District Architectural Review Fee New buildings or additions more than 250 sf	\$519.00	\$519.00
Overlay District Architectural Review Fee Major Reviews (Projects, new sign installations requiring a sign or building permit)	\$270.00	\$270.00
Overlay District Architectural Minor Review Fee (Projects, sign refacings and new signs not requiring sign or building permits)	\$88.00	\$88.00
VBTC Required Pre-Application meeting for new buildings or additions over 250 sf	Free	Free
VBTCDR Master Review (New Buildings or additions over 250 sf)	\$1,200.00	\$1,200.00
VBTC Temporary Use Permit/Minor Review (Combined Review)	\$156.00	\$156.00
Cultural Resources Review Board Landmark Designation (fee is waived if initiated by the CRRB)	\$208 plus advertising cost	\$208 plus advertising cost
County Landmark Designation Development Incentives (fee is waived if initiated by the CRRB)	\$208 plus advertising cost	\$208 plus advertising cost
Combined County Historic Landmark Designation and Development Incentives (fee is waived if initiated by the CRRB)	\$312 plus advertising cost	\$312 plus advertising cost
Historic Resources Management Plan Review	\$436.00	\$436.00
Environmental Clearance Sheet & Inspection	\$82.00	\$82.00
Under Neighborhood Site Plan	\$27.00	\$27.00
Re-submittal after initial approval	\$57.00	\$57.00
Penalty for starting without permit (Includes all above fees)	Double the application fee	Double the application fee
Land Use Changes - Development:		
Regular Cycle Amendments:		
Large Scale (> 50 acres) (includes Fire Fee)	\$4,044.00 plus the cost of advertising	\$4,094.00 + 21/acre* plus the cost of advertising
Large Scale (> 50 acres) within the St. Johns County Utility Service Area (includes Fire Fee)	\$4,479.00 plus the cost of advertising	\$4,529.00 + 21/acre* plus the cost of advertising
A- 200 acres or less in size	\$4,044.00 plus the cost of advertising	N/A
200 acres or less in size within the St. Johns County Utility Service Area	\$4,479.00 plus the cost of advertising	N/A
B- Over 200 acres in size	\$8,668.00 plus the cost of advertising	N/A
Over 200 acres in size within the St. Johns County Utility Service Area	\$9,567.00 plus the cost of advertising	N/A
C- Small Scale Amendment (< 50 acres) (includes Fire Fee)	\$1,156.00 plus the cost of advertising	\$1,206.00 + 21.00/acre* plus the cost of advertising
D- Other Uses / Changes not itemized	Fee based upon use closest to application	Fee based upon use closest to application
Revision of Goals, Objectives, Policies per Element	\$1,733.00 plus the cost of advertising	\$1,733.00 plus the cost of advertising
Amendment to Application	25% of original application fee	25% of original application fee
Re-submission Review Fees:		
Third submission and thereafter	15% of original application fee for each submittal after first	15% of original application fee for each submittal after first
All after first resubmission	15% of original application fee for each submittal after first	N/A
Concurrency Review Application Fees	FY 23 Current	FY 24 Proposed
Concurrency Determinations:		
A. Informational Concurrency Determination		
Non-binding		
Peak Hour Trips:		
(1 - 3.9)	\$0.00	\$0.00
(4.0 - 29.9)	\$107.00	\$107.00
Major (30 +)	\$214.00	\$214.00
B. Final Concurrency Determination		
Binding		
Peak Hour Trips:		
(4.0 - 29.9)	\$535.00	\$535.00
Major (30 +)	\$1,797.00	\$1,797.00
Major (30 +) within the St. Johns County Utility Service Area	\$2,428.00	\$2,428.00
Concurrency Exemption Determinations:		
A. Concurrency Evaluating Department Review	\$976.00	\$976.00
B. Verification of Concurrency Exemption	\$72.00	\$72.00
Appeals to Board of County Commissioners:		
A. Concurrency Exemption	\$428.00 plus the cost of advertising	\$428.00 plus the cost of advertising
B. Concurrency Determination	\$642.00 plus the cost of advertising	\$642.00 plus the cost of advertising
Modification to Final Certificate of Concurrency	\$519.00	\$519.00
Concurrency Agreement	\$8,186.00 plus the cost of advertising	\$8,186.00 plus the cost of advertising
Proportionate Fair Share Agreements		
Option A	\$4,093.00	\$4,093.00
Fee will be assessed at the Option B or C fee prior to application and/or during application review if determined by the County substantial review is necessary to accommodate waiver and/or special request.		
Option B or C	\$8,186.00 plus the cost of advertising	\$8,186.00 plus the cost of advertising
School Concurrency Proportionate Share Mitigation Agreement	\$291.00	\$291.00
*Acreage fee is assessed for each acre or fractional part thereof with a 50% reduction per acre for those acres which make the acreage fee exceed \$2,000.00 and an additional 25% reduction per acre for those acres which make the acreage fee exceed \$4,000.00.		
Applicants are responsible to pay the full cost of re-advertising continued items when the applicant has requested or caused the continuance. Applicants will be billed this cost.		

Development Review - Fee Schedule	FY 23 Current	FY 24 Proposed
Plat Review:		
Final Plat Review (includes existing Fire Service Fee)	\$461.00 + \$21.00 per lot	\$461.00 + \$21.00 per lot
Final Plat Review within the St. Johns County Utility Service Area	\$690.00 + \$21.00 per lot	\$735.00 + \$21.00 per lot
Replat (In addition to Final Plat Review Fee)	Actual Cost of Advertising will be Billed to the Applicant	Actual Cost of Advertising will be Billed to the Applicant
Third submission and thereafter	N/A	\$104.00
Vacation (Plat, Road, Easement) (includes Fire Fee)	\$416.00	\$461 plus the cost of advertising
Vacation (Plat, Road, Easement) within the St. Johns County Utility Service Area	\$564.00	\$636.00
Plat Vacation	\$416.00	N/A
Plat Vacation within the St. Johns County Utility Service Area	\$501.00	N/A
Construction Plan Reviews:		
A. Minor Commercial Construction Plan Review (includes existing Fire Service Fee)	\$628.00	\$628.00
Combined Review: Minor Commercial Plan Review and Small Adjustment	base fee, plus \$104.00 plus the cost of recording	N/A
Combined Review: Minor Commercial Plan Review and Incremental MDP map	base fee, plus one half of the MDP Fee, plus the cost of recording	N/A
B. Commercial and Multifamily Construction Plan Review (includes with Fire Fee)		
Base review fee per project outside the St. Johns County Utility Service Area	\$628.00	\$628.00
Base review fee per project within the St. Johns County Utility Service Area	\$1,397.00	\$1,397.00
Combined Review: Base review and Small Adjustment	base fee, plus \$104.00 plus the cost of recording	N/A
Combined Review: Base review and Incremental MDP map	base fee, plus one half of the MDP Fee, plus the cost of recording	N/A
Base review fee per project within the St. Johns County Utility Service Area plus, review fee per project acre of portion thereof	\$1,397.00	
for site development outside the St. Johns County Utility Service Area	\$130.00	\$130.00
or site development within the St. Johns County Utilities Service Area for Water & Sewer	\$459.00	\$459.00
or site development within the St. Johns County Utilities Service Area for Water or Sewer	\$382.00	\$382.00
or site development within the St. Johns County Utilities Service Area for Water & Sewer & Reuse	\$568.00	\$568.00
plus if within the St. Johns County Utilities Service Area per Sewer Lift Station	\$219.00	\$219.00
plus, clearing review fee		
5 acres or less	\$286.00	\$286.00
Over 5 acres	\$156.00 + \$36.00/acre or fraction thereof	\$156.00 + \$36.00/acre
C. Roadway and Subdivision Construction Plan Review		
Base review fee per project outside the St. Johns County Utility Service Area	\$628.00	\$628.00
Base review fee per project within the St. Johns County Utility Service Area	\$1,397.00	\$1,397.00
plus, review fee per 1/4 mile increment, or portion thereof for roadway construction, including any proposed improvements in new or existing right-of-way		
for site development outside the St. Johns County Utility Service Area	\$260.00	\$260.00
or, site development within the St. Johns County Utility Service Area for Water & Sewer & Reuse	\$682.00	\$682.00
or, site development within the St. Johns County Utility Service Area for Water & Sewer	\$545.00	\$545.00
or, site development within the St. Johns County Utility Service Area for Water or Sewer	\$457.00	\$457.00
plus, if within the St. Johns County Utility Service Area per Sewer Lift Station	\$493.00	\$493.00
plus, clearing review fee	\$320.00 + \$36.00 per acre or fraction	\$320.00 + \$36.00 per acre or fraction
D. Sidewalk Fund: \$130 per linear foot, less driveway width for projects abutting right of way designated to require sidewalk funds	\$130.00	\$130.00
E. Re-submission Review Fees:		
Second Third Re-submission	\$104.00	\$104.00
plus, Second third Re-submission if within the St. Johns County Utilities Service Area	\$264.00	\$264.00
Third fourth Re-submission	\$200.00 each	\$200.00 each
plus, Third fourth Re-submission if within the St. Johns County Utilities Service Area	\$264.00	\$264.00
plus, Third fourth re-submission if open review with Fire Services	\$100.00	\$100.00
Modifications to Construction Plans (includes existing Fire Service Fee)	\$260.00	\$260.00
Combined Review: Modifications to Construction Plans and Small Adjustment	base fee, plus \$104.00 plus the cost of recording	N/A
Modifications to Construction Plans if within the St. Johns County Utilities Service Area	\$370.00	\$370.00
Penalty for starting without permit (Includes all above fees)	Double the applicable fee	Double the applicable fee
Construction Inspection:		
A. Base fee:		
Base fee if within the St. Johns County Utilities Service Area	\$364.00	\$364.00
plus,	\$923.00	\$923.00
per project acre, or portion thereof, for site development exclusive of subdivision infrastructure improvements,	\$312.00	\$312.00
or if within the St. Johns County Utilities Service Area per acre Water & Sewer	\$679.00	\$679.00
per acre Water or Sewer	\$569.00	\$569.00
per acre Water, Sewer & Reuse	\$788.00	\$788.00
plus if within the St. Johns County Utilities Service Area per Sewer Lift Station	\$274.00	\$274.00
and/or		
per 1/4 mile increment, or portion thereof for roadway construction, including any proposed improvements in new or existing right-of-way.	\$1,558.00	\$1,558.00
or if within the St. Johns County Utilities Service Area		
Water, Sewer & Reuse	\$3,478.00	\$3,478.00
Water & Sewer	\$3,170.00	\$3,170.00
Water or Sewer	\$2,644.00	\$2,644.00
plus per Sewer Lift Station	\$823.00	\$823.00
B. Re-inspection Review Fee	\$104.00	\$104.00
As-Built Review:		
A. Base fee (includes Fire Fee)	\$364.00	\$414.00
B. Re-inspection Review Fee		
As-Built Re-inspection (each)	\$104.00	\$104.00
Fire Service Site Inspection (each, after 1st inspection)	\$52.00	\$52.00
Temporary Certificate of Occupancy Review Fee	N/A	\$104.00
Bond or Letter of Credit Time Extension	\$52.00	\$52.00
Escrow Agreement Review	\$156.00	\$156.00

Development Review - Fee Schedule continued	FY 23 Current	FY 24 Proposed
Escrow Draw Request	\$26.00	\$26.00
Hold Harmless Agreement Review	\$156.00	\$156.00
File Transfer to New Engineer and/or Surveyor	\$58.00 per hour with one hour min.	\$58.00 per hour with one hour min.
Verification of Construction Plans (when additional approved copies are requested)	\$58.00 per hour with one hour min.	\$58.00 per hour with one hour min.
Bond Renewal / Cost Estimate Review	\$208.00	\$208.00
FEMA Flood Zone Verification Letter	\$10.00	\$10.00
Clearance Sheet Processing Fee	\$62.00	\$62.00
Second Third Resubmittal Submission	\$16.00	\$16.00
Neighborhood Site Plan Review	\$52.00 per lot	\$52.00 per lot
Revision to Neighborhood Site Plan	\$26.00 per lot	\$26.00 per lot
Non-DRC Site Plan Review (includes existing Fire Service Fee)	\$100.00	\$100.00
Residential Lot Grading (includes 1 st inspection)	\$104.00	\$104.00
Re-submittal-Revision/Modification after initial approval.	\$52.00	\$52.00
Residential Lot Grading/After-the-Fact	\$208.00	\$208.00
Lot Grading Re-inspection	\$52.00	\$52.00
Single Family Residential Driveway Permit:		
Review and Inspection per driveway	\$36.00	\$36.00
Secondary Residential Driveway Review	\$10.00	\$10.00
Clearing & Tree Preservation:		
Early Land Clearing Fee	\$250.00	\$250.00
Under Neighborhood Site Plan	\$26.00	\$26.00
Single Family Lots (new construction)	\$104.00	\$104.00
Re-inspection (if C/O inspection fails)	\$52.00	\$52.00
Re-submittal Revision/Modification After Initial Approval	\$52.00	\$52.00
After the Fact Clearing Permit	\$208.00	\$208.00
Penalty for starting without permit (Includes all above fees)	Double the applicable fee	Double the applicable fee
Subdivisions	\$308.00 + \$35.00 per acre or-fraction-thereof	\$308.00 + \$35.00 per acre
Tree Removal Penalties (Pursuant to Ord. 2020-23)		
Assessment for Unauthorized Protected Tree Removal:		
Each Tree 8 inches to less than 12 inches	\$200.00	\$200.00
Each Tree 12 inches to less than 20 inches	\$400.00	\$400.00
Each Tree 20 inches to less than 30 inches	\$800.00	\$800.00
Each Tree 30 inches or greater	\$1,000.00	\$1,000.00
Assessment for Unauthorized Removal of Protected Sand Live Oak or Southern Red Cedar:		
Each Tree 2 inches to less than 4 inches	\$200.00	\$200.00
Each Tree 4 inches to less than 8 inches	\$400.00	\$400.00
Each Tree 8 inches to less than 12 inches	\$800.00	\$800.00
Each Tree 12 inches or greater	\$1,000.00	\$1,000.00
Unauthorized Removal of Specimen Tree	\$5,000.00 each	\$5,000.00 each
If a site is cleared without authorization and Trees are removed such that the County Administrator is unable to assess the number and size of Protected Trees removed, such violation shall be subject to a fine per acre or fraction thereof, of land cleared.	\$30,000.00 per acre	\$30,000.00 per acre
Commercial & Multi-Family:		
5 acres or less	\$275.00	\$275.00
Over 5 acres	\$150.00 + \$35.00/acre or-fraction-thereof	\$150.00 + \$35.00/acre
Re-submittal for Subdivision, Commercial and Multi-Family:		
Final Inspection / Re-inspection Fee	\$260.00	\$260.00
Clearing Plan Review	\$52.00 plus \$10/acre	\$52.00 plus \$10/acre
Final Inspection Re-inspect Fee	\$260.00	\$260.00
Borrow Pit Construction Plans Review	\$208.00 + \$26.00/acre	\$208.00 + \$26.00/acre
Telecommunications tower construction plan review	\$571.00	\$571.00
Street Abandonment (road vacation)	\$416.00	N/A
Street Abandonment (road vacation) within the St. Johns County Utility Service Area	\$564.00	N/A
Private Road Transfer	\$1,247.00 plus the cost of advertising	\$1,247.00 plus the cost of advertising
Significant changes to a Subdivision, Commercial or Multi-Family Commercial Plan	50% of original fee	50% of original fee
County Engineering Division	FY 23 Current	FY 24 Proposed
Right of Way Permitting Fees - Including but not limited to utilities		
Review & Inspection:		
Base Review Fee	\$104.00	\$104.00
plus fees listed below as per individual permit applications:		
per jack and bore location	\$52.00	\$52.00
per roadway cut location	\$260.00	\$260.00
per 1,000 linear feet of overhead utility installation along or adjacent to county right-of-way or fraction thereof	\$17.00	\$17.00
per 1,000 linear foot of underground utility installation along or adjacent to county right-of-way or fraction thereof	\$36.00	\$36.00
per new pole/structure installations involving no more than three structures subject to:	\$28.00	\$28.00
any extension to an existing overhead alignment, installations within right-of-way which are outside of existing alignment, installations adjacent to right-of-way in utility easements where access for installation is by public right-of-way, not otherwise exempt from permit or other uses.		
Conduit service lateral installations that do not cross a roadway and are placed perpendicular to right-of-way line	\$36.00	\$36.00
Commercial Driveway Permit: per driveway	\$156.00	\$156.00
Landscaping	\$112.00	\$112.00
House moving	\$112.00 permit fee	\$112.00 permit fee
Irrigation	\$135.00 base fee + \$21.00/linear feet	\$135.00 base fee + \$21.00/linear feet
Right of Way permit time expansion	Permit fee up to \$56.00	Permit fee up to \$56.00

County Engineering Division continued	FY 23 Current	FY 24 Proposed
Penalty for work without a permit		
1st Offense	Double the applicable fee + \$250.00	Double the applicable fee + \$250.00
2nd Offense within 12 months	Double the applicable fee + \$1,000.00	Double the applicable fee + \$1,000.00
Roadway / Drainage Construction (per 1/4 mile)	\$156.00	\$156.00
Sidewalk Construction (per 100 ft.)	\$78.00	\$78.00
Maintenance of Traffic/Lane Closure/Road Closure Base Review	\$104.00	\$104.00
If MOT is Necessary	\$104.00	\$104.00

Note: Right-of Way Permit Fees do not apply to telecommunications providers subject to F.S. 337.401

Solid Waste Division	FY 23 Current	FY 24 Proposed
Waste Tires (if 10 or fewer delivered at the same time)	\$2.50 each	\$2.65 each
Waste Tires (if more than 10 delivered at the same time)	\$200.00 per ton	\$210.00 per ton
Fluorescent light bulbs (2-4 feet in length)	\$0.50 each	\$0.55 each
Fluorescent light bulbs (6-8 feet in length)	\$1.00 each	\$1.05 each
Containers containing latex paint	\$2.00 per gallon	\$2.10 per gallon
Containers containing oil-based paint	\$3.00 per gallon	\$3.15 per gallon

Fire Department

Fire Plans Review Fees (Ord. No. 93-6)	FY 23 Current	FY 24 Proposed
Permit Issuance Fee	\$25.00	\$25.00
Commercial/Multi Family Structures		
Minimum fee up to \$50,000 valuation	\$71.00	\$71.00
Additional per \$1,000 valuation over min	\$1.25	\$1.25
Minimum fee for systems with up to 50 heads	\$81.00	\$81.00
Fee for systems with over 50 heads	\$81.00 plus \$1.00 per head over 50	\$81.00 plus \$1.00 per head over 50
Private Fire Service Water Mains (if permitted separately from fire suppression system)	\$53.00	\$53.00
(Note: Above Fees include cost of review, one hydrostatic test inspection, and one final inspection.)		
Additional Hydrostatic Test Inspections	\$38.00 each	\$38.00 each
Communications Towers	\$15.00	\$15.00
Fire Pumps	\$70.00	\$70.00
Stand pipes (Note: If permitted separately from Fire Sprinkler Systems.)	\$38.00	\$38.00
Fire Alarm		
Minimum fee for FACP & 10 devices on the system	\$54.00	\$54.00
Systems with a FACP & more than 10 initiating or notification devices	\$54.00 plus \$1.50 per device	\$54.00 plus \$1.50 per device
Commercial Kitchen Exhaust Hoods	\$66.00	\$66.00
Fire Suppression System	\$68.00	\$68.00
Altered Locking/Latching Arrangements Review (1st Submittal)	\$75.00	\$75.00
Each additional submittal	\$25.00	\$25.00
Fire Inspections (for facilities required to hold a license to operate):		
0-5,000 Sq. Ft.	\$38.00	\$38.00
5,001-12,000 Sq. Ft.	\$53.00	\$53.00
12,001-25,000 Sq. Ft.	\$88.00	\$88.00
25,001-50,000 Sq. Ft.	\$105.00	\$105.00
50,001-75,000 Sq. Ft.	\$123.00	\$123.00
75,001-100,000 Sq. Ft.	\$140.00	\$140.00
100,001-250,000 Sq. Ft.	\$175.00	\$175.00
250,001-500,000 Sq. Ft.	\$210.00	\$210.00
500,001-750,000 Sq. Ft.	\$245.00	\$245.00
750,001-1,000,000 Sq. Ft.	\$280.00	\$280.00
> 1,000,000 Sq. Ft.	\$350.00	\$350.00
After 2nd Re-inspection	Original Cost of Inspection	Original Cost of Inspection
Plans Re-Submittal fee:		
First re-submittal	N/C	N/C
Second re-submittal	\$107.00	\$107.00
Third re-submittal	4 x Original plan check fee	4 x Original plan check fee
Minor Revised Plan Review Following Approval:	\$40.00	\$40.00
Major Alteration	\$53 / hour	\$53 / hour
Review of NEW Plans after approval	\$68.00	\$68.00
Penalty for starting work without a Fire Marshal Permit	Double the normal application fee	Double the normal application fee
Fire Plans Development Review:		
Special Use Permits (Major Review)	\$25.00	\$25.00
Zoning & Non-Zoning Variances	\$25.00	\$25.00
Temporary Use Permits (Administrative)	\$25.00	\$25.00
Small Scale & Comprehensive Plan Amendments	\$50.00	\$50.00
As-Built Review	\$50.00	\$50.00
Fire Extinguisher Training (per person)	\$5.00	\$5.00
Fire Works – per event, prior to shoot	\$54.00	\$54.00
Special Event Services		
Fire Engine and (3) Firefighters	\$165.00 per hour	\$301 per hour
Ambulance and (2) Paramedics	\$165.00 per hour	\$165.00 per hour
Specialized Rescue Units including (2) Firefighters and equipment	\$110.00 per hour	\$141.00 per hour
Inspector / Investigator	\$65.00 per hour	\$65.00 per hour
Marine 12 Safeboat with 2 Firefighters	\$165.00 per hour	\$165.00 per hour
Incident Commander with Vehicle	\$75.00 per hour	\$93.00 per hour
Tanker with 1 Firefighter	\$85.00 per hour	\$170.00 per hour
Firefighter	\$65.00 per hour	\$44.00 per hour
Re-inspection for unprepared sites:		
First re-inspection	\$55.00	\$55.00
Each additional unprepared re-inspection	\$112.00	\$112.00
Third party engineering	Actual cost plus 3% administrative cost	Actual cost plus 3% administrative cost

Fire Plans Review Fees (Ord. No. 93-6) continued	FY 23 Current	FY 24 Proposed
Request for walkthrough/pre-inspection	\$54.00	\$54.00
After hours, weekend, or holiday inspection:		
Minimum fee paid in advance – 2 hours minimum	\$153.00	\$153.00
Additional per hour fee (after initial 2 hours) (Note: Subject to availability.)	\$54.00	\$54.00
Misc. Construction/Installation Permits (Tanks, Compressed Gas Systems, Pipelines, etc.)	\$54.00	\$54.00
Permits for Operations		
NOTE: Permits are required for certain operations or events as listed in Florida Fire Prevention Code, 2001 Edition (see NFPA 1, 2000 edition, section 1-16.16, as modified). Fees for construction related permits are listed above.		
The following activities require a permit and fee for each event:		
Bonfires	\$54.00	\$54.00
Explosives (blasting operations)	\$54.00	\$54.00
Fireworks, public displays	\$54.00	\$54.00
Tents and Membrane structures	\$54.00	\$54.00
Carnivals and Fairs (excludes those portions under jurisdiction of the Department of Agriculture and Consumer Services.)	\$54.00	\$54.00
Other required event permits (Florida Fire Prevention Code)	\$54.00	\$54.00
The following activities each require an annual permit per site:		
Storage of Calcium Carbide	\$54.00 / year	\$54.00 / year
Storage of Cellulose Nitrate Film	\$54.00 / year	\$54.00 / year
Storage, handling, or use of Compressed Gases	\$54.00 / year	\$54.00 / year
Explosives (manufacture, storage, use, etc.)	\$54.00 / year	\$54.00 / year
Sale or storage of Fireworks (retail or wholesale)	\$54.00 / year	\$54.00 / year
Flammable or Combustible liquid storage	\$54.00 / year	\$54.00 / year
Flammable finish application	\$54.00 / year	\$54.00 / year
Storage of Magnesium	\$54.00 / year	\$54.00 / year
Storage of rubber tires, over 2500 cubic feet	\$54.00 / year	\$54.00 / year
Storage of Oxidizers and Organic peroxides	\$54.00 / year	\$54.00 / year
Other required annual permits (Florida Fire Prevention Code)	\$54.00	\$54.00
Fire Insurance Rating Verification Letter	\$21.00	\$21.00
Heartsaver Classes		
Basic First Aid only	\$45.00	\$45.00
CPR/AED only Student Workbook	\$2.50	\$5.00
Basic First Aid Student Workbook	\$2.50	\$5.00
First Aid/CPR/AED Workbook	\$2.50	\$5.00
BLS Student Workbook	\$15.00	\$20.00
Heartsaver CPR / AED	\$45.00	\$45.00
Heartsaver First Aid/CPR/AED	\$65.00	\$65.00
BLS (Healthcare Provider)	\$50.00	\$50.00
ACLS Initial	\$175.00	\$175.00
ACLS Student Workbook	\$40.00	\$50.00
On-line Classes (On-line Part 1 Only)		
CPR/AED only (Part 1)	\$25.50	\$25.50
Basic First Aid only (Part 1)	\$31.00	\$31.00
CPR/AED & Basic First Aid (Part 1)	\$44.00	\$44.00
BLS for Healthcare Providers (Part 1)	\$28.50	\$28.50
ACLS Providers (Part 1)	\$132.00	\$132.00
On-line Skills Check		
Heartsaver Skills Check	\$20.00	\$20.00
BLS Skills Check	\$25.00	\$25.00
ACLS Skills Check	\$30.00	\$30.00
Equipment Rental Fee	\$35.00	\$35.00
Public Access Defibrillator (PAD) Incident Response	\$45.00 / hour	\$45.00 / hour
CPR Instructor Course	\$125.00 per person	\$125.00 per person
ACLS Instructor Course	\$125.00 per person	\$125.00 per person
Basic First Aid Card	\$17.00	\$17.00
Heartsaver First Aid/CPR/AED Card	\$17.00	\$17.00
Heartsaver CPR/AED Card	\$17.00	\$17.00
K-12 Heartsaver Card	\$4.00	\$4.00
Replacement Basic First Aid Card	\$19.00	N/A
Replacement Heartsaver First Aid/CPR/AED Card	\$19.00	N/A
Replacement CPR/AED Card	\$19.00	N/A
Replacement K-12 Heartsaver Card	\$4.00	N/A
Replacement BLS (Healthcare Provider) Card	\$6.00	N/A
Replacement CPR Card	\$6.00	N/A
BLS (Healthcare Provider Card)	\$4.00	\$4.00
ACLS Card	\$6.00	\$6.25
Replacement ACLS Card	\$8.00	N/A
HS/BLS & ACLS Instructor Card Renewal	\$10.00	\$10.00

Geographic Information Systems

GIS Plot Products	FY 23 Current	FY 24 Proposed
Color Plot Products and Black and White Plot Products:		
8.5" x 11"	\$2.00	\$2.00
each additional copy	\$0.50	\$0.50
11" x 17"	\$3.00	\$3.00
each additional copy	\$1.00	\$1.00
18" x 24"	\$4.00	\$4.00
each additional copy	\$1.00	\$1.00

GIS Plot Products continued	FY 23 Current	FY 24 Proposed
24" x 36"	\$5.00	\$5.00
each additional copy	\$2.00	\$2.00
36" x 54"	\$10.00	\$10.00
each additional copy	\$4.00	\$4.00
44" x 62"	\$25.00	\$25.00
each additional copy	\$10.00	\$10.00
Road Atlas	\$8.00	\$8.00
NOTE: The above prices are for existing maps		
GIS Digital Data:		
Data Disk (out of current GIS library)	\$5.00	\$5.00
Staff Time per Technician per hour	Actual Cost of Staff Time	Actual Cost of Staff Time
GIS Road Naming/Renaming (Public Initiated Only):		
Initial Application Fee	\$275.00	\$275.00
Hearing Fee (if opposition and hearing is required)	\$150.00	\$150.00
Recording and Final Processing Fee (if no opposition and no hearing is required)	\$100.00	\$100.00
Change Signage (if naming/renaming is approved)	Actual Cost	Actual Cost
GIS Addressing Services:		
Assign Address (Commercial and Residential fee per address assigned)	\$10.00	\$10.00
GIS Services:		
Adjacent Property Owners List	\$50.00	\$50.00

Animal Control

Animal Control Facility Fees	FY 23 Current	FY 24 Proposed
1st Impound	\$15.00	\$15.00
Processing Fee	\$10.00	\$10.00
Boarding Fee per day	\$5.00	\$5.00
2nd Impound	\$25.00	\$25.00
Processing Fee	\$10.00	\$10.00
Boarding Fee per day	\$15.00	\$15.00
3rd Impound	\$35.00	\$35.00
Processing Fee	\$10.00	\$10.00
Boarding Fee per day	\$20.00	\$20.00
10 Day Quarantine / Dangerous Dog Fee (\$10.00 per day)	\$100.00	\$100.00
Each Additional Day	\$10.00 per day	\$10.00 per day
Dangerous Dog Registration (Per Animal)	\$100.00 per year	\$100.00 per year
Owner Surrender (at shelter)	\$10.00 per dog or cat	\$25.00 per dog or cat
Owner Surrender (at shelter) - litter of puppies or kittens	\$30.00 per litter	\$40.00 per litter
Owner Surrender and Euthanasia	\$25.00	\$35.00
Animal Microchipping	\$10.00	\$10.00
Dog Grooming (flea bath and nail clip only)	\$15.00	\$15.00
Adoption Fee (Includes Rabies vaccination):		
Dogs		
Male	\$35.00	\$35.00
Female	\$50.00	\$50.00
Cats		
Male	\$20.00	\$20.00
Female	\$30.00	\$30.00
Senior Adoption Fee (must be 62 years or older):		
Dogs		
Male	\$25.00	\$25.00
Female	\$35.00	\$35.00
Cats		
Male	\$10.00	\$10.00
Female	\$15.00	\$15.00
Pre-Approved Pet Rescue Group Adoption (Rabies shot only)	\$0.00	\$0.00
Waive Fees (health, age, breed, time)	\$0 or discount	\$0 or discount
OTC Surgery	Actual Cost	Actual Cost
Rescue Shots	Actual Cost	Actual Cost
Rescue Surgery	Actual Cost	Actual Cost
Animal Hearing Admin Fee	\$400.00 per case	\$400.00 per case
Collars / Leashes / Harnesses	20% above cost	20% above cost
T-shirts	\$12.00	\$12.00

St. Johns County's Schedule of Fees and Services
County Golf Course Fees - FY24

		County									State									Total State								
		Before Tax			After Tax			Before Tax			After Tax			Before Tax			After Tax			Before Tax			After Tax					
		Cart Fee	Green Fee	Total	Cart Fee	Green Fee	Total	Cart Fee	Green Fee	Total	Cart Fee	Green Fee	Total	Cart Fee	Green Fee	Total	Cart Fee	Green Fee	Total	Cart Fee	Green Fee	Total						
7am-1pm	18 Holes	\$20.66	\$25.82	\$46.48	\$22.00	\$27.50	\$49.50	\$20.66	\$30.52	\$51.17	\$22.00	\$32.50	\$54.50	\$20.66	\$44.60	\$65.26	\$22.00	\$22.00	\$44.00	\$20.66	\$22.00	\$42.66						
	9 Holes (60%)	\$13.62	\$14.08	\$27.70	\$14.50	\$15.00	\$29.50	\$13.62	\$17.37	\$30.99	\$14.50	\$18.50	\$33.00	\$13.62	\$23.00	\$36.62	\$14.50	\$14.50	\$29.00	\$13.62	\$14.50	\$28.12						
1pm-3pm	18 Holes	\$20.66	\$12.21	\$32.86	\$22.00	\$13.00	\$35.00	\$20.66	\$14.08	\$34.76	\$22.00	\$15.00	\$37.00	\$20.66	\$15.96	\$36.62	\$22.00	\$15.00	\$37.00	\$20.66	\$15.96	\$36.62						
	9 Holes (70%)	\$13.62	\$9.39	\$23.00	\$14.50	\$10.00	\$24.50	\$13.62	\$11.27	\$24.89	\$14.50	\$12.00	\$26.50	\$13.62	\$12.68	\$26.30	\$14.50	\$12.00	\$26.50	\$13.62	\$12.68	\$26.30						
3pm-CL	18 Holes	\$20.66	\$8.45	\$29.11	\$22.00	\$9.00	\$31.00	\$20.66	\$9.86	\$30.52	\$22.00	\$10.50	\$32.50	\$20.66	\$14.08	\$34.76	\$22.00	\$10.50	\$32.50	\$20.66	\$14.08	\$34.76						
	9 Holes (70%)	\$13.62	\$7.98	\$21.60	\$14.50	\$8.50	\$23.00	\$13.62	\$8.92	\$22.54	\$14.50	\$9.50	\$24.00	\$13.62	\$10.33	\$23.94	\$14.50	\$9.50	\$24.00	\$13.62	\$10.33	\$23.94						

		County									State									Total State								
		Before Tax			After Tax			Before Tax			After Tax			Before Tax			After Tax			Before Tax			After Tax					
		Cart Fee	Green Fee	Total	Cart Fee	Green Fee	Total	Cart Fee	Green Fee	Total	Cart Fee	Green Fee	Total	Cart Fee	Green Fee	Total	Cart Fee	Green Fee	Total	Cart Fee	Green Fee	Total						
7am-1pm	18 Holes	\$20.66	\$21.13	\$41.78	\$22.00	\$22.50	\$44.50	\$20.66	\$25.82	\$46.48	\$22.00	\$27.50	\$49.50	\$20.66	\$35.21	\$55.87	\$22.00	\$22.00	\$44.00	\$20.66	\$35.21	\$55.87						
	9 Holes (60%)	\$13.62	\$11.74	\$25.35	\$14.50	\$12.50	\$27.00	\$13.62	\$14.55	\$28.17	\$14.50	\$15.50	\$30.00	\$13.62	\$19.72	\$33.33	\$14.50	\$14.50	\$29.00	\$13.62	\$19.72	\$33.33						
1pm-3pm	18 Holes	\$20.66	\$12.21	\$32.86	\$22.00	\$13.00	\$35.00	\$20.66	\$14.08	\$34.76	\$22.00	\$15.00	\$37.00	\$20.66	\$15.96	\$36.62	\$22.00	\$15.00	\$37.00	\$20.66	\$15.96	\$36.62						
	9 Holes (70%)	\$13.62	\$9.39	\$23.00	\$14.50	\$10.00	\$24.50	\$13.62	\$11.27	\$24.89	\$14.50	\$12.00	\$26.50	\$13.62	\$12.68	\$26.30	\$14.50	\$12.00	\$26.50	\$13.62	\$12.68	\$26.30						
3pm-CL	18 Holes	\$20.66	\$8.45	\$29.11	\$22.00	\$9.00	\$31.00	\$20.66	\$9.86	\$30.52	\$22.00	\$10.50	\$32.50	\$20.66	\$14.08	\$34.76	\$22.00	\$10.50	\$32.50	\$20.66	\$14.08	\$34.76						
	9 Holes (70%)	\$13.62	\$7.98	\$21.60	\$14.50	\$8.50	\$23.00	\$13.62	\$8.92	\$22.54	\$14.50	\$9.50	\$24.00	\$13.62	\$10.33	\$23.94	\$14.50	\$9.50	\$24.00	\$13.62	\$10.33	\$23.94						

		Before Tax	After Tax
18 Holes		\$20.66	\$22.00
9 Holes (60%)		\$13.62	\$14.50
Walking (Annual Pass)		\$6.57	\$7.00

		County				State				Total State			
		Before Tax	After Tax	Before Tax	After Tax	Before Tax	After Tax	Before Tax	After Tax	Before Tax	After Tax	Before Tax	After Tax
7am-1pm	18 Holes	\$28.17	\$30.00	\$30.52	\$32.50	\$44.60	\$47.50	\$28.17	\$25.00	\$25.82	\$27.50	\$32.86	\$35.00
	9 Holes	\$23.47	\$25.00	\$25.82	\$27.50	\$32.86	\$35.00	\$23.47	\$25.00	\$28.17	\$30.00	\$32.86	\$35.00
1pm-3pm	18 Holes	\$23.47	\$25.00	\$28.17	\$30.00	\$32.86	\$35.00	\$23.47	\$25.00	\$24.89	\$26.50	\$28.17	\$30.00
	9 Holes	\$23.00	\$24.50	\$24.89	\$26.50	\$26.29	\$28.00	\$23.00	\$24.50	\$23.47	\$25.00	\$23.47	\$25.00
3pm-CL	18 Holes	\$23.47	\$25.00	\$28.17	\$30.00	\$32.86	\$35.00	\$23.47	\$25.00	\$23.47	\$25.00	\$23.47	\$25.00
	9 Holes	\$21.60	\$23.00	\$22.54	\$24.00	\$23.94	\$25.50						

		Justin #7 & Under			Justin #8-18			County Waiver					
		Before Tax	After Tax	Before Tax	After Tax	Before Tax	After Tax	Before Tax	After Tax	Before Tax	After Tax		
		Cart Fee	Green Fee	Total	Cart Fee	Green Fee	Total	Cart Fee	Green Fee	Total	Cart Fee	Green Fee	Total
18 Holes	\$	20.66	\$5.16	\$25.82	\$22.00	\$5.50	\$27.50	\$20.66	\$9.99	\$30.65	\$22.00	\$10.00	\$32.00
9 Holes	\$	13.62	\$4.69	\$18.31	\$14.50	\$5.00	\$19.50	\$13.62	\$7.98	\$21.60	\$14.50	\$8.50	\$23.00
Walking				\$14.08			\$16.50			\$18.78			\$22.00

		Quarter Cart		Event Fee	
		Before Tax	After Tax	Before Tax	After Tax
18 Holes		\$23.47	\$25.00	\$37.56	\$40.00
9 Holes		\$14.08	\$15.00	\$23.47	\$25.00

		Before Tax	After Tax
Small (25 Balls)		\$5.63	\$6.00
Medium (45 Balls)		\$8.45	\$9.00
Large (75 Balls)		\$11.27	\$12.00

		ANNUAL PASS							
		Justin #7 & Under		Justin #8-18		Justin #18 & Under		Total	
		Before Tax	After Tax	Before Tax	After Tax	Before Tax	After Tax	Before Tax	After Tax
Full		\$1,239.44	\$1,320.00	\$1,859.15	\$1,980.00	\$281.69	\$300.00	\$187.79	\$200.00
60%		\$732.39	\$780.00	\$1,126.76	\$1,200.00				
40%		\$507.04	\$540.00	\$732.39	\$780.00				

St. Johns County's Schedule of Fees and Services

Impact Fees


IMPACT FEE SCHEDULE (per County Ordinance 2018-16)

LAND USE TYPE	Unit of Measurement	Roads	Buildings	Law Enforcement	Fire/Rescue	Parks	Schools	TOTAL
RESIDENTIAL:								
Under 800 FT ²	Unit	\$6,824	\$542	\$254	\$165	\$1,092	\$1,777	\$10,654
801-1,250	Unit	\$8,106	\$645	\$301	\$442	\$1,298	\$3,251	\$14,043
1,251-1,800	Unit	\$8,360	\$665	\$311	\$582	\$1,339	\$4,698	\$15,955
1,801-2,500	Unit	\$10,415	\$829	\$386	\$721	\$1,667	\$5,852	\$19,870
2,501-3,750	Unit	\$12,115	\$964	\$450	\$999	\$1,940	\$8,209	\$24,677
3,751-5,000	Unit	\$14,036	\$1,117	\$521	\$1,277	\$2,248	\$8,564	\$27,763
5,001 FT ² and Over	Unit	\$14,819	\$1,179	\$551	\$1,556	\$2,373	\$8,707	\$29,185
Hotel/Motel	Room	\$4,139	\$387	\$181	\$47	\$195	\$0	\$4,949
INDUSTRIAL:								
General Industrial	1,000 FT ²	\$1,706	\$233	\$108	\$17	\$0	\$0	\$2,064
Warehousing	1,000 FT ²	\$598	\$158	\$74	\$11	\$0	\$0	\$841
Mini-warehousing	1,000 FT ²	\$519	\$22	\$10	\$1	\$0	\$0	\$552
OFFICE:								
General Office < 100k FT ²	1,000 FT ²	\$3,220	\$709	\$331	\$213	\$0	\$0	\$4,473
General Office 100-200k FT ²	1,000 FT ²	\$3,047	\$565	\$264	\$169	\$0	\$0	\$4,045
General Office > 200k FT ²	1,000 FT ²	\$2,767	\$426	\$198	\$128	\$0	\$0	\$3,519
COMMERCIAL:								
Commercial < 100K FT ²	1,000 FT ²	\$3,793	\$1,522	\$710	\$136	\$0	\$0	\$6,161
Commercial 100-199K FT ²	1,000 FT ²	\$5,208	\$1,362	\$636	\$122	\$0	\$0	\$7,328
Commercial 200-299K FT ²	1,000 FT ²	\$5,972	\$1,196	\$559	\$107	\$0	\$0	\$7,834
Commercial 300-399K FT ²	1,000 FT ²	\$6,968	\$1,020	\$476	\$91	\$0	\$0	\$8,555
Commercial 400-499K FT ²	1,000 FT ²	\$8,103	\$950	\$444	\$85	\$0	\$0	\$9,582
Commercial > 500K FT ²	1,000 FT ²	\$8,792	\$875	\$409	\$78	\$0	\$0	\$10,154
Bank/Financial Institution	1,000 FT ²	\$9,946	\$505	\$236	\$45	\$0	\$0	\$10,732
Service Station – all types	Fueling Station	\$3,719	\$703	\$328	\$63	\$0	\$0	\$4,813
Pharmacy w/Drive Thru	1,000 FT ²	\$4,428	\$548	\$256	\$49	\$0	\$0	\$5,281
Fast Food w/Drive Thru	1,000 FT ²	\$13,450	\$1,181	\$551	\$106	\$0	\$0	\$15,288
RECREATIONAL:								
Gen Recreation	Acre	\$846	\$51	\$24	\$4	\$0	\$0	\$925
Campground/RV Park	Acre	\$21,046	\$6,850	\$3,198	\$613	\$0	\$0	\$31,707
Marina	Berth	\$543	\$94	\$44	\$8	\$0	\$0	\$689
Health/Fitness Club	1,000 FT ²	\$6,655	\$583	\$273	\$45	\$0	\$0	\$7,556
INSTITUTIONAL:								
Elementary School	1,000 FT ²	\$1,737	\$412	\$192	\$37	\$0	\$0	\$2,378
High School	1,000 FT ²	\$1,534	\$377	\$176	\$33	\$0	\$0	\$2,120
College	1,000 FT ²	\$2,410	\$360	\$168	\$32	\$0	\$0	\$2,970
MEDICAL:								
Hospital	1,000 FT ²	\$2,272	\$1,112	\$519	\$100	\$0	\$0	\$4,003
Nursing Home	1,000 FT ²	\$1,326	\$78	\$36	\$7	\$0	\$0	\$1,447
Medical Office	1,000 FT ²	\$8,033	\$930	\$434	\$83	\$0	\$0	\$9,480

NOTE: Amounts rounded to the nearest dollar.

NOTE (2): Impact Fee credit cannot exceed the amount due by category for the proposed new use.

St. Johns County Utility
Water, Wastewater and Reclaimed Water
System Rate Tariff



October 1st, 2023

Effective Through September 30th, 2024

Summary of Schedules

SCHEDULE A	WATER, WASTEWATER AND RECLAIMED UNIT CONNECTION FEE BY CLASSIFICATION AND AMOUNT
SCHEDULE A(1)	WATER RATES
SCHEDULE A(2)	WASTEWATER RATES
SCHEDULE A(3)	RECLAIMED WATER RATES
SCHEDULE A(4)	WATER AND WASTEWATER ERU EQUIVALENCY FACTORS
SCHEDULE A(5)	RECLAIMED WATER EQUIVALENT IRRIGATION CONNECTIONS
SCHEDULE B	DEPOSITS REQUIRED FOR SINGLE USE INSTALLATION BY METER SIZE
SCHEDULE C	DEPOSITS REQUIRED FOR OTHER THAN SINGLE USE INSTALLATION BY METER SIZE
SCHEDULE D	DEPOSITS REQUIRED FOR MULTIPLE USE CASES WHERE ONE METER SERVES SEVERAL UNITS
SCHEDULE E	DEPOSITS FOR RECLAIMED WATER SERVICE
SCHEDULE F(1)	WATER AND RECLAIMED TAPPING FEES
SCHEDULE F(2)	SEWER TAPPING FEES
SCHEDULE G	WATER AND RECLAIMED METER TEST SERVICE CHARGES
SCHEDULE H	WATER, RECLAIMED WATER, AND WASTEWATER SERVICE CHARGES
SCHEDULE I	LIST OF OFFENSES ENFORCEABLE BY CITATION AND CIVIL PENALTIES IF A PERSON ELECTS NOT TO CONTEST A CITATION

**Schedule A - WATER, WASTEWATER AND RECLAIMED UNIT CONNECTION FEE BY
CLASSIFICATION AND AMOUNT**

TYPE OF ESTABLISHMENT <i>Fiscal Year 2024</i>	DEMAND FACTOR (gpd)	DEMAND FACTOR (gpd)	DEMAND FACTOR (gpd)	EQUIVALENT RESIDENTIAL CONNECTIONS (ERCs) FACTOR	WATER UNIT CONNECTION FEES	SEWER UNIT CONNECTION FEES	RECLAIMED WATER UNIT CONNECTION FEES*
	Water	Sewer	Reclaimed				
<u>RESIDENTIAL:</u>							
Residences:							
(a) Single or Multiple Family (per dwelling or per unit)	350	280	300	1.0000 ERC/EIC	\$2,438.28	\$3,926.79	\$870.58
(b) Mobile Home (per unit)	350	280	300	1.0000 ERC/EIC	\$2,438.28	\$3,926.79	\$870.58
*Reclaimed water fees are evaluated on an Equivalent Irrigation Connection basis or 300 gpd.							
<u>COMMERCIAL:</u>							
*Airports, Bus Terminals, Train Stations, Port & Dock Facilities:							
Restroom Water & Sewer Only (per water closet & urinal)	250	200		0.7143 ERC	\$1,741.63	\$2,804.85	
*Marinas:							
(a) Restroom Water & Sewer (per water closet & urinal)	250	200		0.7143 ERC	\$1,741.63	\$2,804.85	
(b) Add Per Boat Slip	100	80		0.2857 ERC	\$696.65	\$1,121.94	
(c) Laundry (add per machine)	400	320		1.1429 ERC	\$2,786.61	\$4,487.76	
Barber & Beauty Shops (per service chair)	75	60		0.2143 ERC	\$522.49	\$841.46	
Bowling Alley (per lane)	100	80		0.2857 ERC	\$696.65	\$1,121.94	
Country Club:							
(a) With Dining Facilities (per seat)	40	32		0.1143 ERC	\$278.66	\$448.78	
(b) Add Per Member or Patron	25	20		0.0714 ERC	\$174.16	\$280.49	
(c) Add Per Employee Per 8 Hour Shift	15	12		0.0429 ERC	\$104.50	\$168.29	
(d) Golf Course - Halfway Restroom Facilities (per water closet & urinal)	250	200		0.7143 ERC	\$1,741.63	\$2,804.85	
Clubs, Small Private & Amenity Buildings:							
(a) Kitchen Facilities Per 100 Sq. Ft. of Floor Space	50	40		0.1429 ERC	\$348.33	\$560.97	
(b) Assembly/Meeting Area Per 15 Sq. Ft.	5	4		0.0143 ERC	\$34.83	\$56.10	

Doctor & Dentist Offices:							
(a) Per Practitioner	250	200	0.7143	ERC	\$1,741.63	\$2,804.85	
(b) Add Per Employee Per 8 Hour Shift	15	12	0.0429	ERC	\$104.50	\$168.29	
Factories, Manufacturing or Fabrication Facilities, Exclusive of Industrial Process Water & Wastewater (gallons per employee per 8 hour shift):							
(a) No Showers Provided	15	12	0.0429	ERC	\$104.50	\$168.29	
(b) Showers Provided	25	20	0.0714	ERC	\$174.16	\$280.49	
Flea Market (per water closet & urinal)	250	200	0.7143	ERC	\$1,741.63	\$2,804.85	
Food Operations:							
(a) Restaurant - operating 16 hours or less per day per seat	40	32	0.1143	ERC	\$278.66	\$448.78	
(b) Restaurant - operating more than 16 hours per day per seat	60	48	0.1714	ERC	\$417.99	\$673.16	
(c) Restaurant Using Single Service Articles Only - operating 16 hours or less per day per seat	20	16	0.0571	ERC	\$139.33	\$224.39	
(d) Restaurant Using Single Service Articles Only - operating more than 16 hours per day per seat	35	28	0.1000	ERC	\$243.83	\$392.68	
(e) Bar & Cocktail Lounge Per Seat	20	16	0.0571	ERC	\$139.33	\$224.39	
(f) Drive-In Restaurant Per Car Space	50	40	0.1429	ERC	\$348.33	\$560.97	
(g) Carry-Out Only, Including Caterers							
1. Per 100 square feet of floor space	50	40	0.1429	ERC	\$348.33	\$560.97	
2. Add per employee per 8 hour shift	15	12	0.0429	ERC	\$104.50	\$168.29	
(h) Food Outlets, Excluding Deli's, Bakery or Meat Departments							
Per 100 square feet of floor space	10	8	0.0286	ERC	\$69.67	\$112.19	
1. Add for Deli per 100 square feet of Deli floor space	40	32	0.1143	ERC	\$278.66	\$448.78	
2. Add for Bakery per 100	40	32	0.1143	ERC	\$278.66	\$448.78	

square feet of Bakery floor space							
3. Add for Meat Department per 100 square feet of floor space	75	60	0.2143	ERC	\$522.49	\$841.46	
Hotels & Motels:							
(a) Regular per room	100	80	0.2857	ERC	\$696.65	\$1,121.94	
(b) Resort Hotels & Cottages - per unit with kitchenette	200	160	0.5714	ERC	\$1,393.30	\$2,243.88	
(c) Add for establishments w/ self-serve laundry facilities							
per machine	400	320	1.1429	ERC	\$2,786.61	\$4,487.76	
Office Building:							
Per employee per 8 hour shift.....or	15	12	0.0429	ERC	\$104.50	\$168.29	
Per 100 square feet of floor space..... whichever is greater	15	12	0.0429	ERC	\$104.50	\$168.29	
Transient Recreational Vehicle Park/Campground							
(a) Recreational vehicle space for overnight stay, without water & sewer hookup per vehicle space	50	40	0.1429	ERC	\$348.33	\$560.97	
(b) Recreational vehicle space for overnight stay, with water & sewer hookup per vehicle space	75	60	0.2143	ERC	\$522.49	\$841.46	
(c) Tent Area per space	50	40	0.1429	ERC	\$348.33	\$560.97	


* Additional flows for food outlets or other occupancies on the same service connections will be added as appropriate.

*Service stations per water closet & urinal							
(a) Open 16 hours per day or less	250	200	0.7143	ERC	\$1,741.63	\$2,804.85	
(b) Open more than 16 hours per day	325	260	0.9286	ERC	\$2,264.12	\$3,646.31	
*Shopping centers without food or laundry							
(a) Per square foot of floor space	0.1	0.08	0.0003	ERC	\$0.70	\$1.12	
(b) Malls/Food Court - Add per seat	40	32	0.1143	ERC	\$278.66	\$448.78	
*Stores without food or laundry per square foot of floor space	0.1	0.08	0.0003	ERC	\$0.70	\$1.12	
Laundromats per machine	400	320	1.1429	ERC	\$2,786.61	\$4,487.76	

Stadiums, race tracks & ball parks per seat	4	3.2	0.0114	ERC	\$27.87	\$44.88
Theaters and auditoriums per seat	4	3.2	0.0114	ERC	\$27.87	\$44.88
Swimming and bathing facilities per water closet & urinal	250	200	0.7143	ERC	\$1,741.63	\$2,804.85
Veterinary Clinic:						
(a) Per Practitioner	250	200	0.7143	ERC	\$1,741.63	\$2,804.85
(b) Add per employee per 8 hour shift	15	12	0.0429	ERC	\$104.50	\$168.29
(c) Add per kennel, stall or cage	20	16	0.0571	ERC	\$139.33	\$224.39
Animal Boarding or Kennel:						
(a) Per employee per 8 hour shift	15	12	0.0429	ERC	\$104.50	\$168.29
(b) Add per kennel, stall or cage	20	16	0.0571	ERC	\$139.33	\$224.39
Warehouse/Office:						
(a) Per gross square feet of area.....or	0.03	0.024	0.0001	ERC	\$0.21	\$0.34
(b) Per employee per 8 hour shift whichever is greater	15	12	0.0429	ERC	\$104.50	\$168.29
Mini-Storage (Self-Storage):						
(a) Per unit (up to 200 units)	1	0.8	0.0029	ERC	\$6.97	\$11.22
(b) Add for each 2 units or fraction thereof, for over 200 units	1	0.8	0.0029	ERC	\$6.97	\$11.22
(c) Add office area per employee per 8 hour shift.....or	350	280	1.0000	ERC	\$2,438.28	\$3,926.79
per 100 square feet of floor space, whichever is greater	15	12	0.0429	ERC	\$104.50	\$168.29
(d) Add per on site living quarters (each residential unit)	350	280	1.0000	ERC	\$2,438.28	\$3,926.79
<u>INSTITUTIONAL:</u>						
Churches:						
(a) Per seat(excludes day care or daily schools)	3	2.4	0.0086	ERC	\$20.90	\$33.66
(b) If meals served on a regular basis add per meal prepared	5	4	0.0143	ERC	\$34.83	\$56.10
(c) For day care or daily schools - see schools						
Hospitals:						
(a) Per bed	200	160	0.5714	ERC	\$1,393.30	\$2,243.88
(b) Cafeteria - add per seat	40	32	0.1143	ERC	\$278.66	\$448.78

Nursing, Rest Homes, Adult Congregate Living Facilities:						
(a) Per bed	100	80	0.2857	ERC	\$696.65	\$1,121.94
(b) Add per meal prepared	5	4	0.0143	ERC	\$34.83	\$56.10
Schools per Student:						
(a) Day-type	10	8	0.0286	ERC	\$69.67	\$112.19
(b) Add for showers	4	3.2	0.0114	ERC	\$27.87	\$44.88
(c) Add for cafeteria	4	3.2	0.0114	ERC	\$27.87	\$44.88
(d) Add for day school workers	15	12	0.0429	ERC	\$104.50	\$168.29
(e) Boarding-type	75	60	0.2143	ERC	\$522.49	\$841.46
Public or Private Institutions other than Schools and Hospitals:						
(a) Per person	100	80	0.2857	ERC	\$696.65	\$1,121.94
(b) Add per meal prepared	5	4	0.0143	ERC	\$34.83	\$56.10
Parks & Public Picnic:						
(a) Per water closet and urinal	250	200	0.7143	ERC	\$1,741.63	\$2,804.85
Work/Construction Camps, Semi-Permanent per Worker	50	40	0.1429	ERC	\$348.33	\$560.97

*Convenience store estimated water and sewage flows shall be determined by adding flows for food outlets and service stations as appropriate.



SCHEDULE A(1) - WATER RATES

A TYPE OF CHARGE	B CHARGE																
<p><u>BASE RATE</u></p> <p>MONTHLY RATE PER ERU</p> <p>\$15.01</p> <p>All Water System users will be charged monthly base rate times their number of ERUs. Each Account Holder's number of ERUs shall be based on Schedule A(4).</p> <p align="center">VOLUME CHARGE PER 1,000 GALLONS (PER ERU)</p> <p>Block 1 (0 – 5,000 Gallons) \$3.81 Block 2 (5,001 – 10,000 Gallons) \$4.75 Block 3 (10,001 – 20,000 Gallons) \$8.02 Block 4 (20,001 Gallons and over) \$10.97</p> <p>To determine the volume rates applicable to the water consumption by each account, the Account Holder's number of ERUs shall be multiplied by the consumption levels included in each rate block, to determine the rate block boundaries for that Account Holder. Thus, an Account Holder with 3 ERUs would pay the Block 1 volume rate for consumption up to 15,000 gallons per month, the Block 2 volume rate for consumption between 15,001 and 30,000 gallons, and so on. For Account Holders with dual registering meters, the number of ERUs used in determining the rate blocks applicable to their monthly consumption shall be based on the smallest meter on the register stepped up to the next largest meter size.</p>																	
<p align="center"><u>MONTHLY MAINTENANCE FEE</u></p> <p>Account Holders having a meter larger than 1" which serve establishments other than single-family dwellings will be billed and shall pay in accordance with the following schedule (in addition to the base plus volume charges required above.)</p> <table border="0"> <thead> <tr> <th align="center"><u>METER SIZE</u></th> <th align="center"><u>MONTHLY MAINTENANCE FEE</u></th> </tr> </thead> <tbody> <tr> <td align="center">1 ½"</td> <td align="center">\$6.00</td> </tr> <tr> <td align="center">2"</td> <td align="center">9.00</td> </tr> <tr> <td align="center">3"</td> <td align="center">15.00</td> </tr> <tr> <td align="center">4"</td> <td align="center">30.00</td> </tr> <tr> <td align="center">6"</td> <td align="center">52.00</td> </tr> <tr> <td align="center">8"</td> <td align="center">60.00</td> </tr> <tr> <td align="center">10"</td> <td align="center">80.00</td> </tr> </tbody> </table>	<u>METER SIZE</u>	<u>MONTHLY MAINTENANCE FEE</u>	1 ½"	\$6.00	2"	9.00	3"	15.00	4"	30.00	6"	52.00	8"	60.00	10"	80.00	
<u>METER SIZE</u>	<u>MONTHLY MAINTENANCE FEE</u>																
1 ½"	\$6.00																
2"	9.00																
3"	15.00																
4"	30.00																
6"	52.00																
8"	60.00																
10"	80.00																
<p>ANNUAL RESERVED CAPACITY FEE</p> <p>Annual Water System Reserved Capacity Fee Per Committed but Unconnected ERU</p>	<p>\$50.00</p>																

SCHEDULE A(2) - WASTEWATER RATES

A	B
TYPE OF CHARGE	CHARGE
<u>BASE RATE</u>	
MONTHLY RATE PER ERU	\$17.63
All Wastewater System users will be charged monthly base rate times their number of ERUs. Each Account Holders number of ERUs shall be based on Schedule A(4).	
VOLUME RATE PER 1,000 GALLONS	
Single Family ¹	\$5.56
Multi-Family ¹	\$5.56
Commercial/Industrial	\$6.64
Governmental	\$5.56
Combination	\$6.64
All Wastewater System customers will be charged the volume rate per thousand (1,000) gallons of metered water consumption applicable to their customer classification.	
¹ The volume charge for Single Family users shall not exceed 10,000 gallons per dwelling unit. The volume charge for Multi-Family Users shall not exceed 8,000 gallons per dwelling unit.	
ANNUAL RESERVED CAPACITY FEE	
Annual Wastewater System Reserved Capacity Fee Per Committed but unconnected ERU	\$50.00
FLAT RATE MONTHLY WASTEWATER CHARGE	\$73.23
For residential wastewater customers with no water meter to measure billed wastewater flows.	

SCHEDULE A(3) –RECLAIMED WATER RATES

Reclaimed Water Rates, Charges and Fees	
Monthly Base Charge (per EIC*)	
General Service	\$9.22
Large User	
Pressurized	\$7.49
Non-Pressurized	\$6.58
Non-Pressurized Disposal	\$0.00
All Reclaimed Water System Account Holders will be charged monthly a Base Charge times their number of EICs. Each Account Holder's number of EICs shall be based on Schedule A(5).	
Volume Rates (per 1,000 gal.)	
General Service	
Block 1 (0 – 6,000 per EIC)	\$2.11
Block 2 (6,001 – 12,000 per EIC)	\$2.85
Block 3 (12,001 - Above per EIC)	\$3.82
Large User All Flows (per 1,000 gal.)	
Pressurized	\$1.71
Non-Pressurized	\$1.53
Non-Pressurized Disposal	\$0.74
ANNUAL RESERVED CAPACITY FEE	
Annual Reclaimed Water System Reserved Capacity Fee Per Committed but unconnected ERU	\$50.00

For the purposes of customer classification, reclaimed water customers shall be classified as follows:

1. **Base User** – Shall be all customers other than Large Users with meter sizes 2.00 inches and less ; With respect to Base User meter sizes greater than 2.00 inches, the Utility Director, in his sole discretion, shall determine whether the customer shall be classified as a Base User customer or a Large User; or
2. **Large Users** are customers that satisfy all three conditions below:
 - a. Utilize 150,000 gpd or greater of reclaimed water on an average annual daily basis;
 - b. Connect directly to reclaimed water major transmission mains; and
 - c. Enter into contractual agreements with the Utility, whereby contributions, quantities and methods of delivery are specifically detailed.
3. The Large User customer class is further separated into three subclasses consisting of:
 - i. **Pressurized** – those requiring pressurized delivery to facilitate the customer’s distribution needs; and
 - ii. **Non-Pressurized** – those customer taking delivery into storage facilitates without the need for system pressure.
 - iii. **Non-Pressurized Disposal** – those customers taking delivery into storage facilities without the need for system pressure and have an interruptible level of supply.

SCHEDULE A(4) - Water and Wastewater ERU Equivalency Factors


ST JOHNS COUNTY	
WATER AND WASTEWATER ERU EQUIVALENCY FACTORS	
<u>Residential Water/Sewer (Per Dwelling Unit)</u>	<u>Equivalency Factor</u>
Single Family	1.00
Multi-Family	0.80
<u>Non Residential Water/Sewer</u>	
Water Meter Size	
5/8"	1.00
1.0"	2.50
1.5"	5.00
2.0"	8.00
3.0"	15.00
4.0"	25.00
6.0"	60.00
8.0"	80.00
10.0"	115.0

1. The ERUs for a compound or dual register water meter shall be equal to the ERUs of a water meter one size greater than that of the smaller of the two water meter registers.

SCHEDULE A(5) - RECLAIMED WATER EQUIVALENT IRRIGATION CONNECTIONS

EICs for each individual Reclaimed Water connection shall be determined as follows:

- a. Single-family lots consisting of one-half acre or less are equal to one EIC.
- b. All other Base User connections shall be equal to the greater of: (i) one EIC, (ii) the parcel/lot size in sf less the sf of non-permeable area times 0.083 gpd/sf divided by 300 gpd/EIC and rounded up to the next higher number; or (iii) the requested amount of service in gpd ADD divided by 300 gpd/EIC and rounded to the next higher number.
- c. EIC for Large Users are based on dividing the requested gpd ADD level of service in the Large User agreement by 300 gpd/EIC.

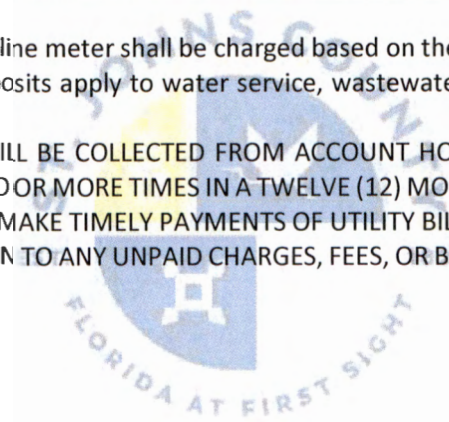


SCHEDULE B - DEPOSITS REQUIRED FOR SINGLE USE INSTALLATION BY METER SIZE

<u>METER SIZE</u>	<u>DEPOSIT</u>
3/4"	\$ 100.00
1"	\$ 100.00
1 ½"	\$ 100.00
2"	\$200.00
3"	\$250.00
4"	\$400.00
6"	\$600.00
8"	\$800.00
10"	\$1,000.00
¾" Hydrant Meter	\$300.00
3" Hydrant Meter	\$1,800.00
High Risk Charge (1)	\$25.00

NOTE: A deposit on a fire line meter shall be charged based on the larger of the two meters, as shown above. Above deposits apply to water service, wastewater service, or both water and wastewater service.

1. HIGH RISK CHARGE WILL BE COLLECTED FROM ACCOUNT HOLDERS WHOSE SERVICE HAS BEEN DISCONNECTED TWO OR MORE TIMES IN A TWELVE (12) MONTH PERIOD DUE TO FAILURE BY ACCOUNT HOLDER TO MAKE TIMELY PAYMENTS OF UTILITY BILLS. HIGH-RISK CHARGE WILL BE COLLECTED IN ADDITION TO ANY UNPAID CHARGES, FEES, OR BILLS, PRIOR TO RESTORATION OF SERVICE.



SCHEDULE C - DEPOSITS REQUIRED FOR OTHER THAN SINGLE USE INSTALLATION BY METER SIZE

Deposits for other than single use installation by meter size shall be as follows:

- 1) In many instances meters of various sizes are used for multiple living units such as: duplexes, triplexes, condominiums, apartment buildings, etc. In these cases, the number of units times \$ 55.00 shall be the deposit charged, unless the amount of deposit calculated (units x \$ 55.00) falls short of the minimum based upon meter size, then the minimum per meter size, as shown in Schedule B, Appendix A, will be charged.

Example: An Apartment building has six (6) units, but has a large lawn and swimming pool. A four (4) inch meter is requested as a large water use is intended. The deposit would be calculated two ways:

First Way Deposit = units x \$ 55.00
 Deposit = 6 x \$ 55.00
 Deposit = \$ 330.00

Second Way Deposit as established in
 Schedule B in Appendix A -
 Minimum deposit for 4" meter is \$400.00.

As the deposit calculated the "First Way" falls below the minimum deposit set forth in Schedule B in Appendix A, the deposit calculated the "Second Way" shall be used, that is \$400.00.

- 2) In another example, a condominium with 80 units requests a 6" water meter. The deposit will again be calculated two ways:

First Way Deposit = units x \$ 55.00
 Deposit = 80 x \$ 55.00
 Deposit = \$ 4,400.00

Second Way Deposit as established in
 Schedule B in Appendix A -
 Minimum deposit for 6" meter is \$600.00

As the deposit calculated the "First Way" is greater than the minimum deposit set forth in Schedule B, in Appendix A, and as calculated in the "Second Way," the deposit calculated the "First Way" shall be used, that is, \$ 4,400.00.

SCHEDULE D - DEPOSITS REQUIRED FOR MULTIPLE USE CASES WHERE ONE METER SERVES SEVERAL UNITS

In Commercial multiple-use cases such as shopping centers where a master Water meter serves several units, the required Deposit shall be the greater of: (i) number of units times \$55.00 per unit; or (ii) the amount pursuant to the Water meter size shown in Schedule B.

Example: A Commercial multiple-use has four (4) units and requested a three quarter (3/4) inch Water meter. The deposit shall be the greater of the following two methods:

First Method: Deposit = units x \$55.00
 Deposit = 4 x \$55.00
 Deposit = \$220.00

Second Method: Deposit as established in Schedule B
 Minimum deposit for three quarter (3/4) inch Water meter is
 \$100.00.

As the deposit pursuant to the "First Method" is greater than the "Second Method", the deposit determined in the "First Method" of \$220.00 shall be the required deposit.

NOTE: Above deposits apply to Water service or Wastewater service or combined Water and Wastewater service.

(1) High risk penalty charge will be collected from Account Holders where service has been disconnected two (2) or more times in a twelve (12) month period due to failure by Account Holder to make timely payments of Utility Bills. High risk penalty charge shall be collected in addition to all unpaid charges, fees, or other amounts due, prior to restoration of service.

SCHEDULE E - DEPOSITS FOR RECLAIMED WATER SERVICE

Base User ⁽¹⁾	Amount
Per EIC	\$50.00
Large Use deposit shall be as specified in Large User Agreement. ⁽¹⁾	
<p>(1) A high risk penalty charge will be collected from Account Holders where service has been disconnected two (2) or more times in a twelve (12) month period due to failure by Account Holder to make timely payments of Utility Bills. High risk penalty charge shall be collected in addition to all unpaid charges, fees, or other amounts due prior to restoration of service.</p>	



SCHEDULE F(1) - WATER AND RECLAIMED WATER TAPPING FEES

METER SIZE ±	COST
3/4"	\$1,080.00
1"	\$1,150.00
1 ½"	\$1,580.00
* 2"	\$2,080.00
* 3"	\$3,580.00
* 4"	\$5,135.00
* 6"	\$6,330.00
* 8" OR LARGER	Cost of labor, equipment, and material plus 25% of such costs
Locate/ Right of Way Fee **	\$75.00

- * For all meters 2" or above, a minimum payment as shown above will be required prior to installing the tap. Should the amount to install the Tap, including labor, equipment, material plus 25%, exceed the minimum, a bill will be issued for the remaining balance and will be payable within 30 days from the date of installation.
- + Metered services requiring a radio read unit, will be charged actual cost of radio read unit, in addition to the applicable Tap Fees above.
- ** A utility locate/right of way fee will be assessed for all taps made by the Utility Department for the expenses incurred for meter location and detecting underground utilities to conform to local and state regulations.

Meter placement services without tapping (pre-run) will be charged the following:

METER SIZE ±	COST
3/4"	\$240.00
1"	\$310.00
1 ½"	\$620.00
2"	\$1,080.00
3"	\$1,690.00
4"	\$2,900.00
6"	\$4,720.00

SCHEDULE F(2) - SEWER TAPPING FEES

TAP SIZE ±	COST
2" FORCE MAIN	\$1,280.00
FORCE MAIN (> 2")	Cost of labor, equipment, and material plus 25% of such costs
GRAVITY SEWER	Cost of labor, equipment, and material plus 25% of such costs
Locate/ Right of Way Fee **	\$75.00

** A utility locate/right of way fee will be assessed for all taps made by the Utility Department for the expenses incurred for service location and detecting underground utilities to conform to local and state regulations.

SCHEDULE G - WATER AND RECLAIMED METER TEST SERVICE CHARGES

METER SIZE	*CHARGE
3/4"	\$25.00
1"	\$50.00
1 ½"	\$50.00
2"	\$50.00
3"	\$100.00
4"	\$250.00
6"	\$250.00
8"	\$250.00
10"	\$250.00

* All meter test charges shall be paid to the County prior to the County testing any water or reuse meter at an Account Holder's request. If the test determines that the water or reuse meter does not meet AWWA standards, the meter test service charge shall be refunded by the County.

SCHEDULE H - WATER, RECLAIMED WATER, AND WASTEWATER SERVICE CHARGES

SERVICE	CHARGE
1) New Service Charge - New, change or transfer of an account pursuant to Utility Ordinance Section 33. a) A new Account Holder shall pay a deposit plus a service charge.	\$30.00
2) Service Charge⁺ - A charge for a trip made to Account Holder's property at the Account Holders request for a reason other than the normal monthly meter reading. a) A meter that is changed at the Account Holder's request when the original meter was in proper working order at the time of the change, in addition to the cost of the meter plus 25 percent. b) A meter reading that is requested by the Account Holder in addition to the normal monthly reading for any purpose. If it is found by this second reading that the normal monthly reading is incorrect, no service charge will be assessed for the requested reading.	\$50.00
3) Same Day Service Charge – A charge for a same day trip requested after 12:00pm to the Account Holder's property at the Account Holders request for a reason other than the normal monthly meter reading.	\$75.00
4) After Hours Service Charge – A charge for an after-business hours trip made to the Account Holder's property at the Account Holders request for a reason other than the normal monthly meter reading.	\$100.00
5) Meter Testing Charge - Meter test as provided in Ordinance Section 30(B) (2).	see Sch. G
6) Temporary Service Charge – A seven (7) day use service charge shall apply for temporary service requested, such as, for purposes of cleaning or repairing property, plus Water, Wastewater and/or Reclaimed Water usage, as applicable.	\$90.00
7) Damage Meter Charge - A meter installation is repaired or replaced because of damage by the Account Holder or due to the Account Holder's actions. Reasonable costs for material used for such repair or replaced installation shall be billed in addition to the service charge.	\$50.00
8) Non-Payment Fee - When a past due account has been processed for disconnection of service due to non-payment.	\$45.00
9) Collection Fee - When a County water, wastewater or reclaimed water bill remains unpaid for more than 60 days, and the account is turned over to a collection agency or other efforts are made to collect the amount owed. (In such an event, the costs of collection shall be added to the amount of the debt. Collection service charges shall be \$45.00 or 35% of the debt, whichever is greater.)	\$45.00
10) Late Fee - Equal to 1.5% of the delinquent monthly service bill or delinquent laboratory service charge bill for processing and mailing of delinquency notice or \$5.00 whichever is greater.	\$5.00
11) Return Check Charge – Customer cost for a return check(s) due to insufficient funds or other causes as determined by the Utility.	Variable

12) Material Charge – Customer cost to repair or replace meter due to damage or other causes as determined by the Utility.	Variable
13) MXU Charge – Customer cost for new or replacement MXU (<i>radio read device</i>) as required or determined by the Utility.	\$145.00
14) Locate Fee Deposit - Sewer Service Locate Assistance Fee**	\$400.00
15) Capacity Commitment Application Fee – Fee for processing application for capacity commitment.	\$25.00
16) Delinquent Capacity Commitment Administrative Fee – Fee for restoring capacity commitments that were subject to cancellation for failure to pay annual Water or Wastewater Reserved Capacity Fee	\$50.00
17) Notice of Appeal Filing Fee – Fee for processing appeal of action by Director or County Administrator.	\$25.00
18) Utility Line Extension Estimate Fee	\$50.00
19) Utility Line Extension Infrastructure Charge	***
20) Industrial Wastewater Discharge Permit Application Fee	
a) Categorical Dischargers	\$2,500.00
b) Significant Dischargers	\$1,375.00
c) Minor Dischargers	\$875.00
21) Developer Telemetry Fee – Required for approved development lift stations for purchase and installation of Utility standard telemetry equipment.	\$16,250.00

+ The reference to "meter removed", "meter replaced", "meter placed", shall not be limited to physical relocation of the meter, but may mean service disconnection or reinstatement.

** Fee to be based on actual cost consisting of cost of labor, equipment, and materials plus 25%.

*** Line Extension Infrastructure Charge to be based on estimate consisting of cost of anticipated labor, equipment, and materials plus 25%.

SCHEDULE I - LIST OF OFFENSES ENFORCEABLE BY CITATION AND CIVIL PENALTIES IF A PERSON ELECTS NOT TO CONTEST A CITATION

Industrial Users:

- a. Failure by an IU to comply with the 24 hour notification requirement under Paragraph G. (2) of Section 36 of this Ordinance - Maximum \$2,000 for each offense.
- b. Failure by an IU to comply with a NOV or other provision contained in Paragraph G. (3) of Section 36 of this Ordinance - Maximum \$2,000 for each offense per day.
- c. Failure by an IU to comply with a NOV or other provision contained in Paragraph G. (4) of Section 36 of this Ordinance - Maximum \$2,000 for each offense per day.
- d. Failure by an IU to respond within 15 calendar days to a NOSV or noncompliance with any other provision contained in Paragraph G. (6) of Section 36 of this Ordinance - Maximum \$2,000 for each offense per day.
- e. Failure by an IU to respond within 15 calendar days to a NOSV or noncompliance with any other provision of Paragraph G. (7) of Section 36 of this Ordinance - Maximum \$2,000 for each offense per day.
- f. Failure by an IU to cause Pretreatment facilities to achieve compliance according to the construction compliance schedule as required by Paragraph G. (8) of Section 36 of this Ordinance - Maximum \$2,000 for each day of noncompliance.

Unlawful Connections, Interfering with Hydrants or Water Service, and Unauthorized Usage:

- a. For violation by any Person of any provision contained in Paragraphs A, B, or C. of Section 8 and paragraph A of Section 12 of this Ordinance - \$250 for each offense per day, plus an estimated bill for the period in which water and/or wastewater service was received, without payment.
- b. For violation by any Person of Paragraph E of Section 11 of this Ordinance - \$250 for each offense per day, plus an estimated bill for the period in which water, wastewater and/or reclaimed water service was received, without payment for it.

Unlawful Damage to County Water and/or Sewer System:

For violation by any Person of any provision contained in Section 12 of this Ordinance - \$250 for each offense per day, plus costs of repairing any damage to County Water or Wastewater System caused by such acts and costs associated with additional treatment or alternative disposal methods necessary to meet effluent or Sludge treatment and disposal requirements that result from violations of this ordinance shall be passed on to and paid or reimbursed by the Person responsible for the violations and/or Account Holder.

Cross Connections Between Water Systems and Backflow Prevention Devices:

For violation by any Person of any provision contained in Section 7 of this Ordinance - \$250 for each offense per day.

False Statements and Tampering with Monitoring Devices:

For violation by any Person of any provision contained in Paragraph G. (A) of Section 36 of this Ordinance - Maximum \$1,000 for each offense per day.